

# BASF SE FUTURE (BASG) - EUX/202506

2024/10/18 19:07:02

Price  
**46.2656** EUR

Difference  1.75% (0.80)

### General attributes

Symbol	BASGM25
Exchange	Eurex
Currency	EUR
Security type	Future
Underlying	BASF SE
Maturity	06-2025
Contract size	100

### Market data

Bid (Bid size)	- EUR (-)
Ask (Ask size)	- EUR (-)
Open	46.2656 EUR
High	46.2656 EUR
Low	46.2656 EUR
Close (prev. day)	45.4703 EUR
Underlying	BASF SE
Underlying price (date)	46.99 (24/10/18)
Settlement price (date)	46.27 (24/10/18)
Open Interest	0

### Performance and Risk

	6m	1Y	3Y
Perf (%)	-	-	-
Perf (abs.)	-	-	-
Beta	-	-	-
Volatility	-	-	-

### Futures and Options

Related Futures	-
Related Options	-

5Y












Information about previous performance does not guarantee future performance.  
Source: FactSet

### Price data

Ø price 5 days   Ø volume 5 days (pcs.)	45.6701 EUR (0)
Ø price 30 days   Ø volume 30 days (pcs.)	45.0761 EUR (0)
Ø price 100 days   Ø volume 100 days (pcs.)	44.0686 EUR (0)
Ø price 250 days   Ø volume 250 days (pcs.)	- EUR (-)
YTD High   date	- EUR (-)
YTD Low   date	- EUR (-)
52 Weeks High   date	- EUR (-)
52 Weeks Low   date	- EUR (-)

### Recent Research

on underlying	on sector	on market		
Date			Headline	Download
2024/09/27			Global Equity Ratings	
2024/09/11			Global Equity Ratings	
2024/09/05			Global Equity Ratings	
2024/08/12			Global Equity Ratings	
2024/07/24			Global Equity Ratings	