

ADIDAS AG FUTURE (ADSG) - EUX/202506

2024/07/11 19:04:03

Price
232.7084 EURDifference  2.04% (4.64)

General attributes

| | |
|---------------|-----------|
| Symbol | ADSGM25 |
| Exchange | Eurex |
| Currency | EUR |
| Security type | Future |
| Underlying | ADIDAS AG |
| Maturity | 06-2025 |
| Contract size | 100 |

Market data

| | |
|-------------------------|-------------------|
| Bid (Bid size) | - EUR (-) |
| Ask (Ask size) | - EUR (-) |
| Open | 232.7084 EUR |
| High | 232.7084 EUR |
| Low | 232.7084 EUR |
| Close (prev. day) | 228.0656 EUR |
| Underlying | ADIDAS AG |
| Underlying price (date) | 225.80 (24/07/11) |
| Settlement price (date) | 232.71 (24/07/11) |
| Open Interest | 0 |

Performance and Risk

| | 6m | 1Y | 3Y |
|-------------|----|----|----|
| Perf (%) | - | - | - |
| Perf (abs.) | - | - | - |
| Beta | - | - | - |
| Volatility | - | - | - |

Futures and Options

| | |
|-----------------|---|
| Related Futures | - |
| Related Options | - |













Information about previous performance does not guarantee future performance.
Source: FactSet

Price data

| | |
|---|------------------|
| Ø price 5 days Ø volume 5 days (pcs.) | 227.2249 EUR (0) |
| Ø price 30 days Ø volume 30 days (pcs.) | 230.4956 EUR (0) |
| Ø price 100 days Ø volume 100 days (pcs.) | - EUR (-) |
| Ø price 250 days Ø volume 250 days (pcs.) | - EUR (-) |
| YTD High date | - EUR (-) |
| YTD Low date | - EUR (-) |
| 52 Weeks High date | - EUR (-) |
| 52 Weeks Low date | - EUR (-) |

Recent Research

| on underlying | | on sector | | on market | |
|---------------|---|-----------|--|-----------------------|---|
| Date | | | | Headline | Download |
| 2024/06/21 |  | | | Global Equity Ratings |  |
| 2024/06/14 |  | | | Global Equity Ratings |  |
| 2024/05/29 |  | | | Global Equity Ratings |  |
| 2024/04/26 |  | | | Global Equity Ratings |  |
| 2024/04/03 |  | | | Global Equity Ratings |  |