

GEA GROUP AG FUTURE (G1AF) - EUX/202506

2024/08/16 19:01:25

Price
41.2618 EUR

Difference  0.09% (0.04)

General attributes

Symbol	G1AFM25
Exchange	Eurex
Currency	EUR
Security type	Future
Underlying	GEA GROUP AG
Maturity	06-2025
Contract size	100

Market data

Bid (Bid size)	- EUR (-)
Ask (Ask size)	- EUR (-)
Open	41.2618 EUR
High	41.2618 EUR
Low	41.2618 EUR
Close (prev. day)	41.2239 EUR
Underlying	GEA GROUP AG
Underlying price (date)	40.90 (24/08/16)
Settlement price (date)	41.26 (24/08/16)
Open Interest	0

Performance and Risk

	6m	1Y	3Y
Perf (%)	-	-	-
Perf (abs.)	-	-	-
Beta	-	-	-
Volatility	-	-	-

Futures and Options

Related Futures	-
Related Options	-










Information about previous performance does not guarantee future performance.
Source: FactSet

Price data

Ø price 5 days Ø volume 5 days (pcs.)	40.7703 EUR (0)
Ø price 30 days Ø volume 30 days (pcs.)	40.4785 EUR (0)
Ø price 100 days Ø volume 100 days (pcs.)	- EUR (-)
Ø price 250 days Ø volume 250 days (pcs.)	- EUR (-)
YTD High date	- EUR (-)
YTD Low date	- EUR (-)
52 Weeks High date	- EUR (-)
52 Weeks Low date	- EUR (-)

Recent Research

on sector		on market	
Date		Headline	Download
2024/08/12		Global Equity Ratings	
2024/07/24		Global Equity Ratings	
2024/07/12		Global Equity Ratings	
2024/06/21		Global Equity Ratings	
2024/06/14		Global Equity Ratings	