

GEA GROUP AG FUTURE (G1AF) - EUX/202506

2024/06/14 18:38:51

Price
38.2945 EUR

Difference  -0.56% (-0.21)

General attributes

Symbol	G1AFM25
Exchange	Eurex
Currency	EUR
Security type	Future
Underlying	GEA GROUP AG
Maturity	06-2025
Contract size	100

Market data

Bid (Bid size)	- EUR (-)
Ask (Ask size)	- EUR (-)
Open	38.2945 EUR
High	38.2945 EUR
Low	38.2945 EUR
Close (prev. day)	38.5088 EUR
Underlying	GEA GROUP AG
Underlying price (date)	37.66 (24/06/14)
Settlement price (date)	38.29 (24/06/14)
Open Interest	0

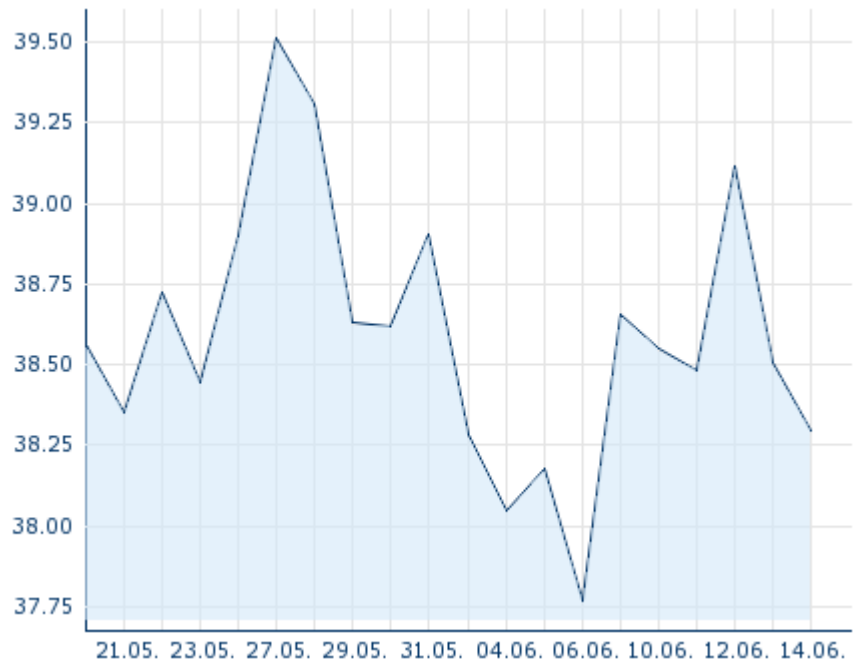
Performance and Risk

	6m	1Y	3Y
Perf (%)	-	-	-
Perf (abs.)	-	-	-
Beta	-	-	-
Volatility	-	-	-

Futures and Options

Related Futures	-
Related Options	-

5Y










Information about previous performance does not guarantee future performance.
Source: FactSet

Price data

Ø price 5 days Ø volume 5 days (pcs.)	38.5899 EUR (0)
Ø price 30 days Ø volume 30 days (pcs.)	- EUR (-)
Ø price 100 days Ø volume 100 days (pcs.)	- EUR (-)
Ø price 250 days Ø volume 250 days (pcs.)	- EUR (-)
YTD High date	- EUR (-)
YTD Low date	- EUR (-)
52 Weeks High date	- EUR (-)
52 Weeks Low date	- EUR (-)

Recent Research

on sector		on market	
Date		Headline	Download
2024/06/14		Global Equity Ratings	
2024/05/29		Global Equity Ratings	
2024/04/26		Global Equity Ratings	
2024/04/03		Global Equity Ratings	
2024/03/13		Global Equity Ratings	