

HEALIUS LTD.

ISIN: AU0000033359

WKN: PRY

Overview

2024/06/25 18:30:02

Price
0.97 USDDifference  - (-)

General attributes

ISIN AU0000033359

Symbol HLS

Exchange FINRA other OTC Issues

Currency USD

Sector Chemical / Pharmaceutical / Health

Security type Stock

Market cap (m) 640 EUR

Benchmark ASX ALL ORDINARIES INDEX

Market data

Bid (Bid size) -

Ask (Ask size) -

Open 0.97 USD

High 0.97 USD

Low 0.97 USD

Close (prev. day) -

VWAP 0.97 USD

Volume (pcs) 1,827

Trading volume 1,772.19

Number of trades 1

Last size 1,827

Futures and Options

Related Futures -

Related Options -

5Y

1.75

1.50

1.25

1.00

0.75

0.50











0.25

0.00

Information about previous performance does not guarantee future performance.
Source: FactSet

Recent research

on sector

Date		Headline	Download
2024/07/24		Global Equity Ratings	
2024/07/12		Global Equity Ratings	
2024/06/21		Global Equity Ratings	
2024/06/14		Global Equity Ratings	
2024/05/29		Global Equity Ratings	

Details

2024/06/25 18:30:02

Price
0.97 USDDifference  - (-)

General attributes

ISIN	AU0000033359
Symbol	HLS
Exchange	FINRA other OTC Issues
Currency	USD
Sector	Chemical / Pharmaceutical / Health
Security type	Stock
Market cap (m)	640 EUR
Benchmark	ASX ALL ORDINARIES INDEX

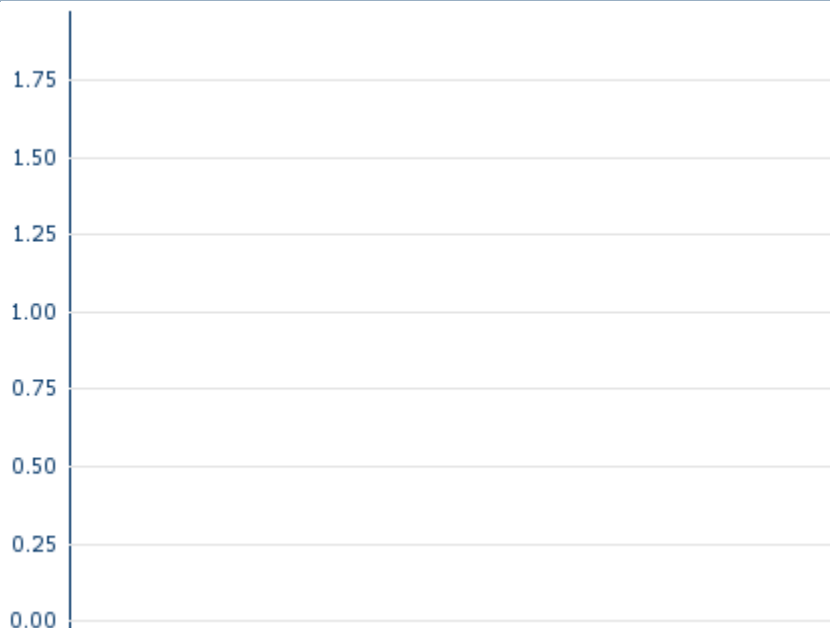
Market data

Bid (Bid size)	-
Ask (Ask size)	-
Open	0.97 USD
High	0.97 USD
Low	0.97 USD
Close (prev. day)	-
VWAP	0.97 USD
Volume (pcs)	1,827
Trading volume	1,772.19
Number of trades	1
Last size	1,827

Performance and Risk

	6m	1Y	3Y
Perf (%)	-	-	-
Perf (abs.)	-	-	-
Beta	1.30	1.48	0.89
Volatility	-	-	-

5Y



Information about previous performance does not guarantee future performance.
Source: FactSet

Price data

Ø price 5 days Ø volume 5 days (pcs.)	- USD (-)
Ø price 30 days Ø volume 30 days (pcs.)	- USD (-)
Ø price 100 days Ø volume 100 days (pcs.)	- USD (-)
Ø price 250 days Ø volume 250 days (pcs.)	- USD (-)
YTD High date	- USD (-)
YTD Low date	- USD (-)
52 Weeks High date	- USD (-)
52 Weeks Low date	- USD (-)

Arbitrage views

Exchange 	Date	Time	Price	Trading volume (mio.)	Number of trades
Stuttgart	2024/08/02	08:42	0.855 EUR	0.00	3
Frankfurt	2024/08/02	08:08	0.82 EUR	0.00	2
FINRA other OTC Issues	2024/06/25	18:30	0.97 USD	0.00	1
Duesseldorf	2024/08/02	08:10	0.815 EUR	0.00	2
Australian Securities	2024/08/02	08:10	1.465 AUD	2.08	1,905

Company profile

Company Logo



Company Profile

-

Contact Details

HEALIUS

--

Pacific Highway, Level 6 203 2065 St.
Leonards

Telefon: +61 2 9432 9400

Fax: +61 2 9432 9447

E-mail: -