


NOK/HUF (NOK) - BUD/20240821

2024/08/08 03:46:19

Price
33.8543 HUF

Difference  1.51% (0.50)

General attributes

Symbol NOK0824

Exchange Budapest Stock Exchange

Currency HUF

Security type Future

Underlying NORWEGIAN KRONER / HUNGARIAN FORINT (NOK/HUF)

Maturity 08-2024

Contract size 10,000

Market data

Bid (Bid size) - HUF (-)

Ask (Ask size) - HUF (-)

Open 33.8543 HUF

High -

Low -

Close (prev. day) 33.3494 HUF

Underlying NORWEGIAN KRONER / HUNGARIAN FORINT (NOK/HUF)

Underlying price (date) - (-)

Settlement price (date) - (-)

Open Interest 0

Performance and Risk

	6m	1Y	3Y
Perf (%)	-	-	-
Perf (abs.)	-	-	-
Beta	-	-	-
Volatility	-	-	-

Futures and Options

Related Futures -

Related Options -



Information about previous performance does not guarantee future performance.
Source: FactSet

Price data

Ø price 5 days | Ø volume 5 days (pcs.) - HUF (-)

Ø price 30 days | Ø volume 30 days (pcs.) - HUF (-)

Ø price 100 days | Ø volume 100 days (pcs.) - HUF (-)

Ø price 250 days | Ø volume 250 days (pcs.) - HUF (-)






YTD High | date - HUF (-)

YTD Low | date - HUF (-)

52 Weeks High | date - HUF (-)

52 Weeks Low | date - HUF (-)

Recent Research

on underlying		on market	
Date		Headline	Download
2024/08/07		Industry rose on monthly level in June	
2024/08/06		Subdued retail sales activity in June	
2024/08/05		Central banks in Romania and Serbia to cut rates	
2024/07/30		The economy shrank in the second quarter	
2024/07/30		Huge negative surprise for the second quarter	