


# CAD/JPY FUTURES FUTURES (WITH HUF SETTLEMENT) (CAD-JPY) - BUD/20

2024/07/17 08:20:27

**Price**  
115.19 JPY

**Difference**  0.00% (0.00)

**General attributes**

**Symbol** CAD-JPY0824

**Exchange** Budapest Stock Exchange

**Currency** JPY

**Security type** Future

**Underlying** CANADIAN DOLLAR / JAPANESE YEN (CAD/JPY)

**Maturity** 08-2024

**Contract size** 1,000

**Market data**

**Bid (Bid size)** - JPY (-)

**Ask (Ask size)** - JPY (-)

**Open** 115.19 JPY

**High** -

**Low** -

**Close (prev. day)** 115.19 JPY

**Underlying** CANADIAN DOLLAR / JAPANESE YEN (CAD/JPY)

**Underlying price (date)** 114.129 (24/07/17)

**Settlement price (date)** - (-)

**Open Interest** 0


**Performance and Risk**

	6m	1Y	3Y
Perf (%)	-	-	-
Perf (abs.)	-	-	-
Beta	-	-	-
Volatility	-	-	-

**Futures and Options**

**Related Futures** -

**Related Options** -



Information about previous performance does not guarantee future performance.  
Source: FactSet

**Price data**

Ø price 5 days | Ø volume 5 days (pcs.) - JPY (-)

Ø price 30 days | Ø volume 30 days (pcs.) - JPY (-)

Ø price 100 days | Ø volume 100 days (pcs.) - JPY (-)

Ø price 250 days | Ø volume 250 days (pcs.) - JPY (-)

YTD High | date - JPY (-)










YTD Low | date - JPY (-)

52 Weeks High | date - JPY (-)

52 Weeks Low | date - JPY (-)

**Recent Research**

on market

Date	Headline	Download
2024/07/17	 Ranní restart	
2024/07/16	 Ranní restart: bydlení v ČR, násilí a kabely	
2024/07/15	 Ranní restart: atentát, sjezd a polarizace	
2024/07/15	 Data mix in the week to come	
2024/07/12	 Ranní restart	