

CA IMMOBILIEN ANLAGEN AG

ISIN: **AT0000641352** WKN: **064135**

Overview

2024/05/02 19:30:02

Price
30.40 EURDifference  1.27% (0.38)

General attributes

ISIN	AT0000641352
Symbol	CAI
Exchange	Duesseldorf
Currency	EUR
Sector	Other
Security type	Stock
Market cap (m)	3,016 EUR
Benchmark	ATX AUSTRIAN TRADED INDEX

Market data

Bid (Bid size)	-
Ask (Ask size)	-
Open	30.38 EUR
High	30.72 EUR
Low	30.36 EUR
Close (prev. day)	30.02 EUR
VWAP	-
Volume (pcs)	0
Trading volume	0.00
Number of trades	6
Last size	0

Futures and Options

Related Futures	15
Related Options	-

PDF Downloads





Company report: CA IMMOBILIEN ANLAGEN AG 

5Y



Information about previous performance does not guarantee future performance.
Source: FactSet

Recent research

on sector		on market	
Date		Headline	Download
2024/04/26		Global Equity Ratings	
2024/04/03		Global Equity Ratings	
2024/03/13		Global Equity Ratings	
2024/02/22		Global Equity Ratings	
2024/02/14		Global Equity Ratings	

Details

2024/05/02 19:30:02

Price

30.40 EUR

Difference ▲ 1.27% (0.38)

General attributes

ISIN	AT0000641352
Symbol	CAI
Exchange	Duesseldorf
Currency	EUR
Sector	Other
Security type	Stock
Market cap (m)	3,016 EUR
Benchmark	ATX AUSTRIAN TRADED INDEX

Market data

Bid (Bid size)	-
Ask (Ask size)	-
Open	30.38 EUR
High	30.72 EUR
Low	30.36 EUR
Close (prev. day)	30.02 EUR
VWAP	-
Volume (pcs)	0
Trading volume	0.00
Number of trades	6
Last size	0

Performance and Risk

	6m	1Y	3Y
Perf (%)	-6.61%	+20.16%	-16.37%
Perf (abs.)	-2.15	+5.10	-5.95
Beta	0.46	0.51	0.49
Volatility	20.71	18.58	21.96

5Y



Information about previous performance does not guarantee future performance.
Source: FactSet

Price data

Ø price 5 days Ø volume 5 days (pcs.)	30.14 EUR (0)
Ø price 30 days Ø volume 30 days (pcs.)	30.88 EUR (5)
Ø price 100 days Ø volume 100 days (pcs.)	30.45 EUR (2)
Ø price 250 days Ø volume 250 days (pcs.)	29.37 EUR (1)
YTD High date	32.65 EUR (2024/03/28)
YTD Low date	28.45 EUR (2024/01/31)
52 Weeks High date	32.80 EUR (2023/11/03)
52 Weeks Low date	24.10 EUR (2023/05/17)

All listings for CA IMMOBILIEN ANLAGEN AG

Exchange 📍	Date	Time	Price	Trading volume (mio.)	Number of trades
Vienna Stock Exchange	2024/05/02	17:35	30.86 EUR	9.43	420
Tradegate	2024/05/02	22:26	30.86 EUR	0.04	15
Stuttgart	2024/05/02	12:04	30.66 EUR	0.01	4
Munich	2024/05/02	08:10	30.44 EUR	0.00	1
London Stock Exchange	2024/	17:30	30.85 EUR	0.00	2

European Trade Reporting	05/02						
Hanover	2024/ 05/02	10:00	30.60	EUR	0.01		2
Frankfurt	2024/ 05/02	18:12	30.50	EUR	0.01		3
FINRA other OTC Issues	2024/ 01/30	18:08	32.17	USD	0.01		4
Duesseldorf	2024/ 05/02	19:30	30.40	EUR	0.00		6
Berlin	2024/ 05/02	08:13	30.42	EUR	0.00		2

Company profile

Company Logo



Contact Details

CA IMMOBILIEN ANLAGEN AG

--

Mechelgasse 1 - 1030 Wien

Telefon: +43-1-532-59-07-0

Fax: +

E-mail: office@caimmo.com

PDF Downloads

Company report: CA IMMOBILIEN ANLAGEN AG



Company Profile

CA Immobilien Anlagen AG engages in the business of owning, developing, and managing office properties. It operates through the following segments: Germany, Austria, Eastern Europe Core Regions, Eastern Europe Other Regions, and Holding. The Eastern Europe Core Regions segment includes Poland and Czechia. The Eastern Europe Other Regions segment focuses on Hungary and Serbia. The Holding segment is involved in general management and financing activities. The company was founded in 1987 and is headquartered in Vienna, Austria.

Members of Management Board

Keegan Viscius Chairman of Managing Board

Andreas Schillhofer Member of Executive Committee

Board of directors

Torsten Hollstein Chairman of Supervisory Board

David Smith Member of Supervisory Board

Georg Edinger Member of Supervisory Board

Jeffrey Gordon Dishner Member of Supervisory Board

Sarah Broughton Member of Supervisory Board

Sebastian Obermaier Member of Supervisory Board