

SOLVENTUM CORP COM USD0.01

ISIN: **US83444M1018** WKN: **83444M101**

Overview

2024/05/17 11:27:03

Price

56.00 EUR

Difference  0.00% (0.00)

General attributes

ISIN	US83444M1018
Symbol	SOLV
Exchange	Berlin
Currency	EUR
Sector	-
Security type	Stock
Market cap (m)	9,914 EUR
Benchmark	S&P 500

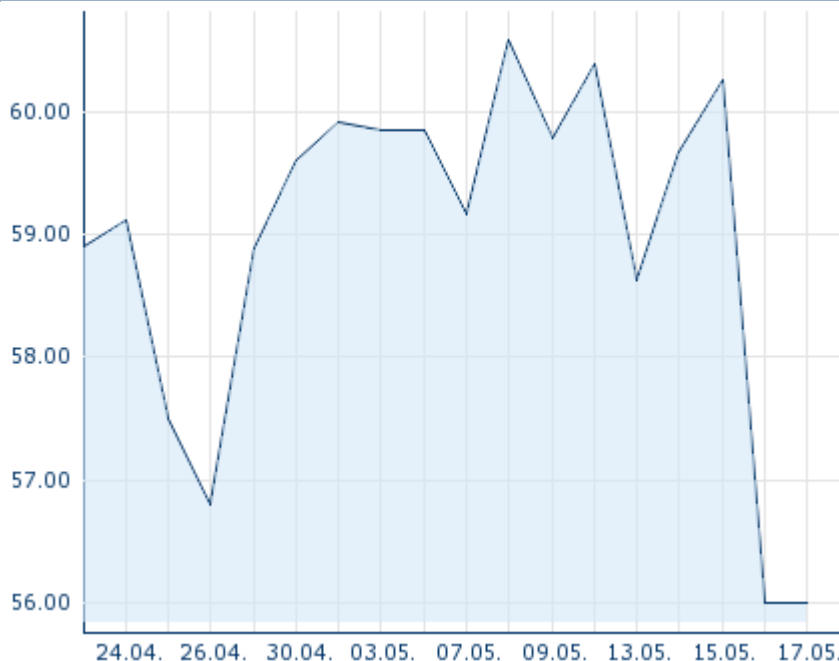
Market data

Bid (Bid size)	-
Ask (Ask size)	-
Open	56.50 EUR
High	56.50 EUR
Low	56.00 EUR
Close (prev. day)	56.00 EUR
VWAP	-
Volume (pcs)	23
Trading volume	1,289.50
Number of trades	4
Last size	20

Futures and Options

Related Futures	-
Related Options	-


5Y



Information about previous performance does not guarantee future performance.

Source: FactSet

Recent research

on market			
Date		Headline	Download
2024/04/26		Global Equity Ratings	
2024/04/03		Global Equity Ratings	
2024/03/26		Global Strategy 2Q 2024	
2024/03/13		Global Equity Ratings	
2024/02/22		Global Equity Ratings	

Details

2024/05/17 11:27:03

Price

56.00 EUR

Difference ➔ 0.00% (0.00)

General attributes

ISIN	US83444M1018
Symbol	SOLV
Exchange	Berlin
Currency	EUR
Sector	-
Security type	Stock
Market cap (m)	9,914 EUR
Benchmark	S&P 500

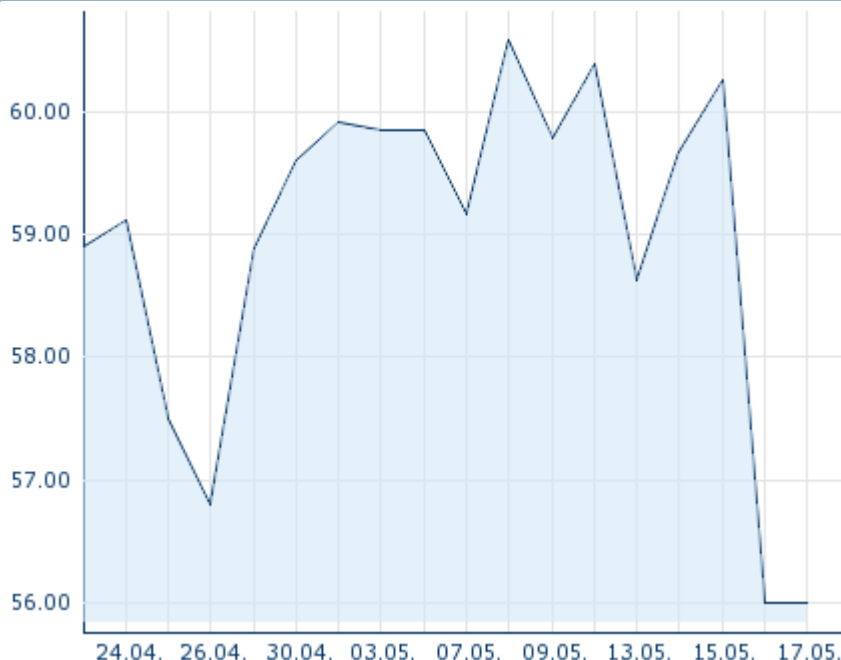
Market data

Bid (Bid size)	-
Ask (Ask size)	-
Open	56.50 EUR
High	56.50 EUR
Low	56.00 EUR
Close (prev. day)	56.00 EUR
VWAP	-
Volume (pcs)	23
Trading volume	1,289.50
Number of trades	4
Last size	20

Performance and Risk

	6m	1Y	3Y
Perf (%)	-	-	-
Perf (abs.)	-	-	-
Beta	0.85	0.75	0.34
Volatility	-	-	-

5Y



Information about previous performance does not guarantee future performance.
Source: FactSet

Price data

Ø price 5 days Ø volume 5 days (pcs.)	58.11 EUR (17)
Ø price 30 days Ø volume 30 days (pcs.)	- EUR (-)
Ø price 100 days Ø volume 100 days (pcs.)	- EUR (-)
Ø price 250 days Ø volume 250 days (pcs.)	- EUR (-)
YTD High date	- EUR (-)
YTD Low date	- EUR (-)
52 Weeks High date	- EUR (-)
52 Weeks Low date	- EUR (-)

All listings for SOLVENTUM CORP COM USD0.01

Exchange	Date	Time	Price	Trading volume (mio.)	Number of trades
Tradegate	2024/05/17	22:27	57.50 EUR	0.19	98
Stuttgart	2024/05/17	21:59	57.12 EUR	0.01	15
NYSE	2024/05/17	22:00	62.38 USD	105.50	23,436
Munich	2024/05/17	10:58	56.00 EUR	0.00	2
Frankfurt	2024/05/17	21:09	57.00 EUR	0.06	20
Duesseldorf	2024/05/17	19:31	56.32 EUR	0.00	7
Berlin	2024/05/17	11:27	56.00 EUR	0.00	4

Company profile

Company Logo

Contact Details

SOLVENTUM CORP

--

Telefon: -

Fax: -

E-mail: -

Company Profile

-