

HARVEY NORMAN HOLDINGS LTD (HVN) - AUX/CALL/0.01/20241017

2024/08/20 09:44:20

Price
4.80 AUD

Difference  -0.10% (-0.01)

General attributes

Symbol HVN24J1710.01

Exchange AUX

Currency AUD

Security type Option

Underlying HARVEY NORMAN HOLDINGS LTD.

Type CALL

Style European

Strike price 0.01 AUD

Maturity 2024/10/17

Contract size 100

Settlement date 2024/08/20

Delivery date -

Market data

Bid (Bid size) -

Ask (Ask size) -

Open 4.80 AUD

High 4.80 AUD

Low 4.80 AUD

Close (prev. day) 4.805 AUD

Underlying Harvey Norman

Underlying price (date) 4.80 (24/08/20)

Settlement price (date) 4.80 (24/08/20)

Open Interest -

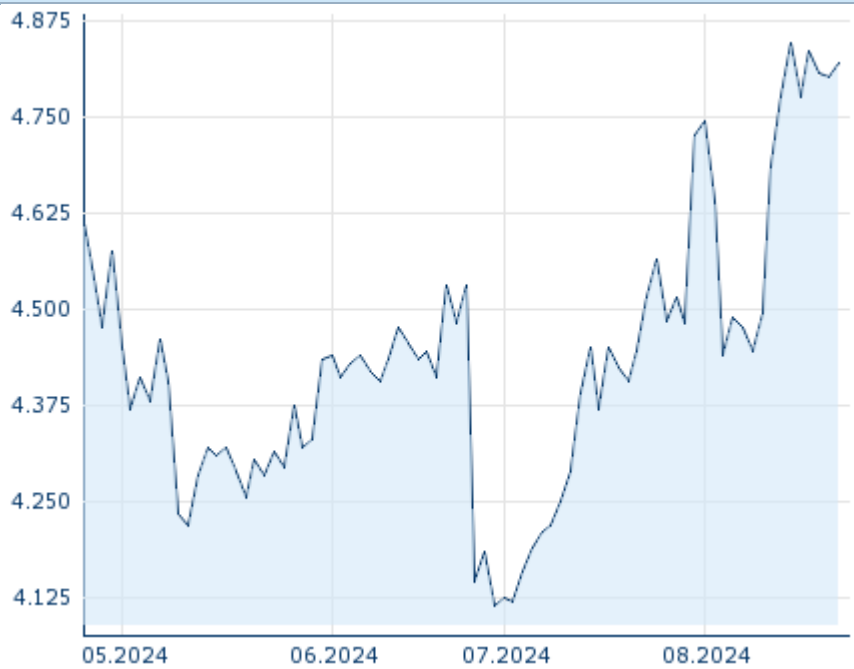
Performance and Risk

	6m	1Y	3Y
Perf (%)	-	-	-
Perf (abs.)	-	-	-
Beta	-	-	-
Volatility	-	-	-

Futures and Options

Related Futures -

Related Options -












5Y

Information about previous performance does not guarantee future performance.
Source: FactSet

Price data

Ø price 5 days Ø volume 5 days (pcs.)	4.81 AUD (0)
Ø price 30 days Ø volume 30 days (pcs.)	4.57 AUD (0)
Ø price 100 days Ø volume 100 days (pcs.)	- AUD (-)
Ø price 250 days Ø volume 250 days (pcs.)	- AUD (-)
YTD High date	- AUD (-)
YTD Low date	- AUD (-)
52 Weeks High date	- AUD (-)
52 Weeks Low date	- AUD (-)

Recent research

on sector			
Date		Headline	Download
2024/08/12		Global Equity Ratings	
2024/07/24		Global Equity Ratings	
2024/07/12		Global Equity Ratings	
2024/06/21		Global Equity Ratings	
2024/06/14		Global Equity Ratings	