


# HARVEY NORMAN HOLDINGS LTD (HVN) - AUX/CALL/0.01/20241017

2024/08/01 09:29:15

**Price**  
4.745 AUD

**Difference**  0.42% (0.02)

**General attributes**

Symbol HVN24J1710.01  
Exchange AUX  
Currency AUD  
Security type Option  
Underlying HARVEY NORMAN HOLDINGS LTD.  
Type CALL  
Style European  
Strike price 0.01 AUD  
Maturity 2024/10/17  
Contract size 100  
Settlement date 2024/08/01  
Delivery date -

**Market data**

Bid (Bid size) -  
Ask (Ask size) -  
Open 4.745 AUD  
High 4.745 AUD  
Low 4.745 AUD  
Close (prev. day) 4.725 AUD  
Underlying Harvey Norman  
Underlying price (date) 4.745 (24/08/01)  
Settlement price (date) 4.75 (24/08/01)  
Open Interest -

**Performance and Risk**

|             | 6m | 1Y | 3Y |
|-------------|----|----|----|
| Perf (%)    | -  | -  | -  |
| Perf (abs.) | -  | -  | -  |
| Beta        | -  | -  | -  |
| Volatility  | -  | -  | -  |

**Futures and Options**

Related Futures -  
Related Options -










Information about previous performance does not guarantee future performance.  
Source: FactSet

**Price data**

Ø price 5 days | Ø volume 5 days (pcs.) 4.616 AUD (0)  
Ø price 30 days | Ø volume 30 days (pcs.) 4.376 AUD (0)  
Ø price 100 days | Ø volume 100 days (pcs.) - AUD (-)  
Ø price 250 days | Ø volume 250 days (pcs.) - AUD (-)  
YTD High | date - AUD (-)  
YTD Low | date - AUD (-)  
52 Weeks High | date - AUD (-)  
52 Weeks Low | date - AUD (-)

**Recent research**

on sector

| Date       | Headline  | Download  |
|------------|---|---|
| 2024/07/24 |  Global Equity Ratings |  |
| 2024/07/12 |  Global Equity Ratings |  |
| 2024/06/21 |  Global Equity Ratings |  |
| 2024/06/14 |  Global Equity Ratings |  |
| 2024/05/29 |  Global Equity Ratings |  |