

CIE FINANCIÈRE RICHEMONT AG FUTURE (CFRL) - EUX/202505

2024/07/17 18:45:26

Price
135.4128 CHF

Difference  -1.55% (-2.13)

General attributes

| | |
|---------------|-----------------------------------|
| Symbol | CFRLK25 |
| Exchange | Eurex |
| Currency | CHF |
| Security type | Future |
| Underlying | COMPAGNIE FINANCIERE RICHEMONT SA |
| Maturity | 05-2025 |
| Contract size | 100 |

Market data

| | |
|-------------------------|-----------------------------------|
| Bid (Bid size) | - CHF (-) |
| Ask (Ask size) | - CHF (-) |
| Open | 135.4128 CHF |
| High | 135.4128 CHF |
| Low | 135.4128 CHF |
| Close (prev. day) | 137.5453 CHF |
| Underlying | COMPAGNIE FINANCIERE RICHEMONT SA |
| Underlying price (date) | 136.25 (24/07/17) |
| Settlement price (date) | 135.41 (24/07/17) |
| Open Interest | 0 |

Performance and Risk

| | 6m | 1Y | 3Y |
|-------------|----|----|----|
| Perf (%) | - | - | - |
| Perf (abs.) | - | - | - |
| Beta | - | - | - |
| Volatility | - | - | - |

Futures and Options

| | |
|-----------------|---|
| Related Futures | - |
| Related Options | - |











Information about previous performance does not guarantee future performance.
Source: FactSet

Price data

| | |
|---|------------------|
| Ø price 5 days Ø volume 5 days (pcs.) | 139.0649 CHF (0) |
| Ø price 30 days Ø volume 30 days (pcs.) | 141.8093 CHF (0) |
| Ø price 100 days Ø volume 100 days (pcs.) | - CHF (-) |
| Ø price 250 days Ø volume 250 days (pcs.) | - CHF (-) |
| YTD High date | - CHF (-) |
| YTD Low date | - CHF (-) |
| 52 Weeks High date | - CHF (-) |
| 52 Weeks Low date | - CHF (-) |

Recent Research

| on underlying | on sector | on market | |
|---------------|---|-----------------------|---|
| Date | | Headline | Download |
| 2024/07/12 |  | Global Equity Ratings |  |
| 2024/06/21 |  | Global Equity Ratings |  |
| 2024/06/14 |  | Global Equity Ratings |  |
| 2024/05/29 |  | Global Equity Ratings |  |
| 2024/04/26 |  | Global Equity Ratings |  |