

## SAP SE FUTURE (SAPJ) - EUX/202505

2024/06/24 18:55:07

Price  
**185.6999** EURDifference  -0.91% (-1.71)

## General attributes

Symbol	SAPJK25
Exchange	Eurex
Currency	EUR
Security type	Future
Underlying	SAP SE
Maturity	05-2025
Contract size	100

## Market data

Bid (Bid size)	- EUR (-)
Ask (Ask size)	- EUR (-)
Open	185.6999 EUR
High	185.6999 EUR
Low	185.6999 EUR
Close (prev. day)	187.4094 EUR
Underlying	SAP SE
Underlying price (date)	177.96 (24/06/25)
Settlement price (date)	185.70 (24/06/24)
Open Interest	0

## Performance and Risk

	6m	1Y	3Y
Perf (%)	-	-	-
Perf (abs.)	-	-	-
Beta	-	-	-
Volatility	-	-	-

## Futures and Options

Related Futures	-
Related Options	-

5Y










Information about previous performance does not guarantee future performance.  
Source: FactSet

## Price data

Ø price 5 days   Ø volume 5 days (pcs.)	184.7763 EUR (0)
Ø price 30 days   Ø volume 30 days (pcs.)	182.5340 EUR (0)
Ø price 100 days   Ø volume 100 days (pcs.)	- EUR (-)
Ø price 250 days   Ø volume 250 days (pcs.)	- EUR (-)
YTD High   date	- EUR (-)
YTD Low   date	- EUR (-)
52 Weeks High   date	- EUR (-)
52 Weeks Low   date	- EUR (-)

## Recent Research

on underlying	on sector	on market	
Date		Headline	Download
2024/06/21		Global Equity Ratings	
2024/06/14		Global Equity Ratings	
2024/05/29		Global Equity Ratings	
2024/04/26		Global Equity Ratings	
2024/04/03		Global Equity Ratings	