

## SAP SE FUTURE (SAPJ) - EUX/202505

2024/06/14 18:39:23

Price  
**181.0461** EURDifference  -1.86% (-3.43)

## General attributes

Symbol	SAPJK25
Exchange	Eurex
Currency	EUR
Security type	Future
Underlying	SAP SE
Maturity	05-2025
Contract size	100

## Market data

Bid (Bid size)	- EUR (-)
Ask (Ask size)	- EUR (-)
Open	181.0461 EUR
High	181.0461 EUR
Low	181.0461 EUR
Close (prev. day)	184.4778 EUR
Underlying	SAP SE
Underlying price (date)	174.78 (24/06/14)
Settlement price (date)	181.05 (24/06/14)
Open Interest	0

## Performance and Risk

	6m	1Y	3Y
Perf (%)	-	-	-
Perf (abs.)	-	-	-
Beta	-	-	-
Volatility	-	-	-

## Futures and Options

Related Futures	-
Related Options	-












Information about previous performance does not guarantee future performance.  
Source: FactSet

## Price data

Ø price 5 days   Ø volume 5 days (pcs.)	183.7564 EUR (0)
Ø price 30 days   Ø volume 30 days (pcs.)	181.6699 EUR (0)
Ø price 100 days   Ø volume 100 days (pcs.)	- EUR (-)
Ø price 250 days   Ø volume 250 days (pcs.)	- EUR (-)
YTD High   date	- EUR (-)
YTD Low   date	- EUR (-)
52 Weeks High   date	- EUR (-)
52 Weeks Low   date	- EUR (-)

## Recent Research

on underlying	on sector	on market	
Date		Headline	Download
2024/06/14		Global Equity Ratings	
2024/05/29		Global Equity Ratings	
2024/04/26		Global Equity Ratings	
2024/04/03		Global Equity Ratings	
2024/03/13		Global Equity Ratings	