

## UCB S.A. FUTURE (TUNC) - EUX/202407

2024/05/21 18:53:52

Price  
**130.8072** EURDifference  1.30% (1.68)

## General attributes

Symbol	TUNCN24
Exchange	Eurex
Currency	EUR
Security type	Future
Underlying	UCB S.A.
Maturity	07-2024
Contract size	100

## Market data

Bid (Bid size)	- EUR (-)
Ask (Ask size)	- EUR (-)
Open	130.8072 EUR
High	130.8072 EUR
Low	130.8072 EUR
Close (prev. day)	129.1231 EUR
Underlying	UCB S.A.
Underlying price (date)	128.40 (24/05/21)
Settlement price (date)	130.81 (24/05/21)
Open Interest	0

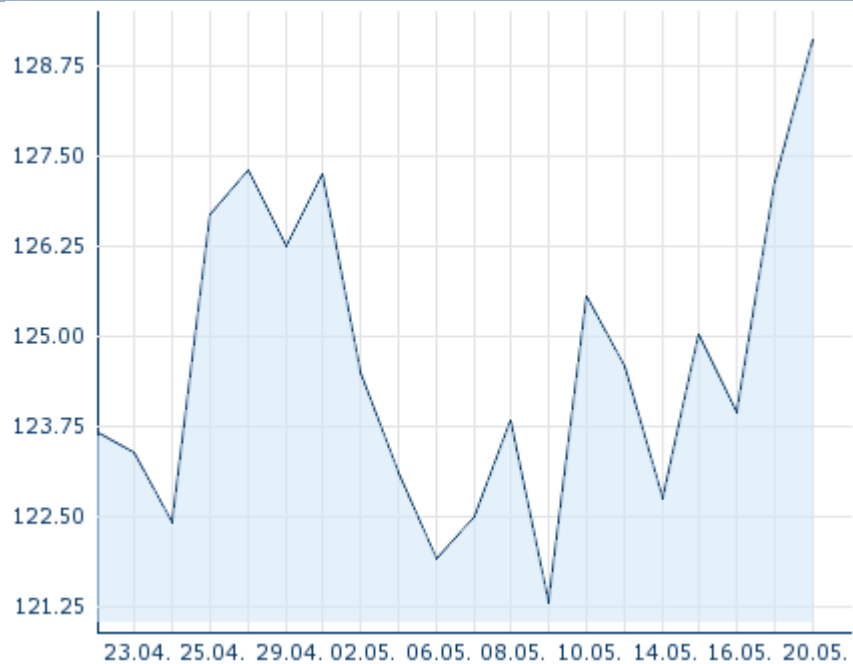
## Performance and Risk

	6m	1Y	3Y
Perf (%)	-	-	-
Perf (abs.)	-	-	-
Beta	-	-	-
Volatility	-	-	-

## Futures and Options

Related Futures	-
Related Options	-

5Y











Information about previous performance does not guarantee future performance.  
Source: FactSet

## Price data

Ø price 5 days   Ø volume 5 days (pcs.)	125.5994 EUR (0)
Ø price 30 days   Ø volume 30 days (pcs.)	- EUR (-)
Ø price 100 days   Ø volume 100 days (pcs.)	- EUR (-)
Ø price 250 days   Ø volume 250 days (pcs.)	- EUR (-)
YTD High   date	- EUR (-)
YTD Low   date	- EUR (-)
52 Weeks High   date	- EUR (-)
52 Weeks Low   date	- EUR (-)

## Recent Research

on sector		on market	
Date		Headline	Download
2024/04/26		Global Equity Ratings	
2024/04/03		Global Equity Ratings	
2024/03/13		Global Equity Ratings	
2024/02/22		Global Equity Ratings	
2024/02/14		Global Equity Ratings	