

SIEMENS AG FUTURE (SIEH) - EUX/202505

2024/10/18 19:07:32

Price
184.9916 EURDifference  0.72% (1.32)

General attributes

Symbol	SIEHK25
Exchange	Eurex
Currency	EUR
Security type	Future
Underlying	SIEMENS AG
Maturity	05-2025
Contract size	100

Market data

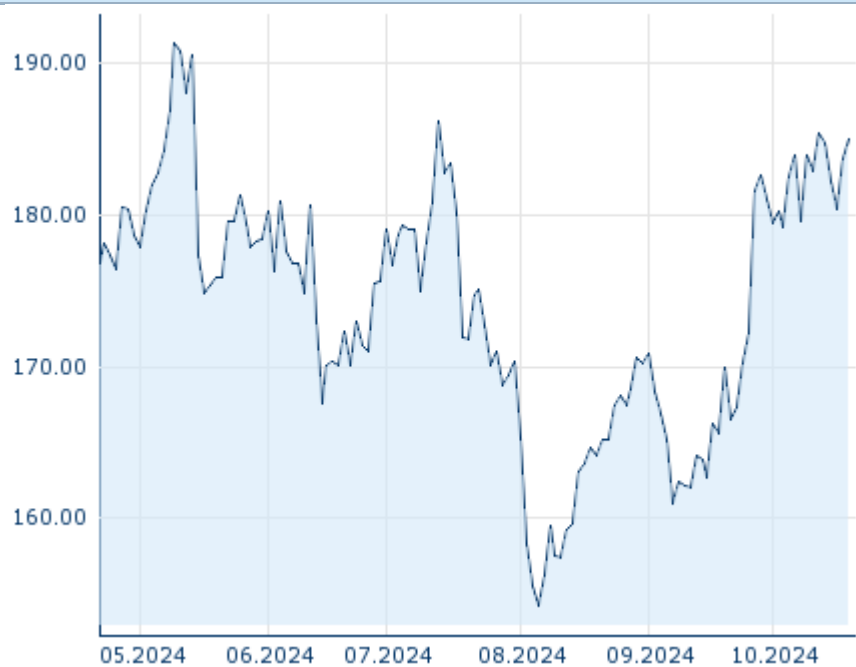
Bid (Bid size)	- EUR (-)
Ask (Ask size)	- EUR (-)
Open	184.9916 EUR
High	184.9916 EUR
Low	184.9916 EUR
Close (prev. day)	183.6735 EUR
Underlying	SIEMENS AG
Underlying price (date)	185.60 (24/10/18)
Settlement price (date)	184.99 (24/10/18)
Open Interest	0

Performance and Risk

	6m	1Y	3Y
Perf (%)	-	-	-
Perf (abs.)	-	-	-
Beta	-	-	-
Volatility	-	-	-

Futures and Options

Related Futures	-
Related Options	-












Information about previous performance does not guarantee future performance.
Source: FactSet

Price data

Ø price 5 days Ø volume 5 days (pcs.)	183.2016 EUR (0)
Ø price 30 days Ø volume 30 days (pcs.)	175.1404 EUR (0)
Ø price 100 days Ø volume 100 days (pcs.)	172.0698 EUR (0)
Ø price 250 days Ø volume 250 days (pcs.)	- EUR (-)
YTD High date	- EUR (-)
YTD Low date	- EUR (-)
52 Weeks High date	- EUR (-)
52 Weeks Low date	- EUR (-)

Recent Research

on underlying		on sector		on market	
Date				Headline	Download
2024/09/27				Global Equity Ratings	
2024/09/11				Global Equity Ratings	
2024/09/05				Global Equity Ratings	
2024/08/12				Global Equity Ratings	
2024/07/24				Global Equity Ratings	