

# (TVOD) - EUX/202407

2024/06/06 19:01:45

Price  
**77.8319** GBP

Difference  -0.81% (-0.64)

### General attributes

Symbol	TVODN24
Exchange	Eurex
Currency	GBP
Security type	Future
Underlying	VODAFONE GROUP PLC
Maturity	07-2024
Contract size	100

### Market data

Bid (Bid size)	- GBP (-)
Ask (Ask size)	- GBP (-)
Open	77.8319 GBP
High	77.8319 GBP
Low	77.8319 GBP
Close (prev. day)	78.4673 GBP
Underlying	VODAFONE GROUP PLC
Underlying price (date)	71.52 (24/06/07)
Settlement price (date)	77.83 (24/06/06)
Open Interest	0

### Performance and Risk

	6m	1Y	3Y
Perf (%)	-	-	-
Perf (abs.)	-	-	-
Beta	-	-	-
Volatility	-	-	-

### Futures and Options

Related Futures	-
Related Options	-










Information about previous performance does not guarantee future performance.  
Source: FactSet

### Price data

Ø price 5 days   Ø volume 5 days (pcs.)	78.1620 GBP (0)
Ø price 30 days   Ø volume 30 days (pcs.)	74.7220 GBP (0)
Ø price 100 days   Ø volume 100 days (pcs.)	- GBP (-)
Ø price 250 days   Ø volume 250 days (pcs.)	- GBP (-)
YTD High   date	- GBP (-)
YTD Low   date	- GBP (-)
52 Weeks High   date	- GBP (-)
52 Weeks Low   date	- GBP (-)

### Recent Research

on underlying		on sector	
Date		Headline	Download
2022/12/19		Global Equity Ratings	
2022/11/28		Global Equity Ratings	
2022/11/18		Global Equity Ratings	
2022/10/31		Global Equity Ratings	
2022/10/05		Global Equity Ratings	