

E.ON SE FUTURE (EOAI) - EUX/202505

2024/10/18 19:07:09

Price
12.825 EURDifference  -0.45% (-0.06)

General attributes

| | |
|---------------|---------|
| Symbol | EOAIK25 |
| Exchange | Eurex |
| Currency | EUR |
| Security type | Future |
| Underlying | E.ON SE |
| Maturity | 05-2025 |
| Contract size | 100 |

Market data

| | |
|-------------------------|-------------------|
| Bid (Bid size) | - EUR (-) |
| Ask (Ask size) | - EUR (-) |
| Open | 12.825 EUR |
| High | 12.825 EUR |
| Low | 12.825 EUR |
| Close (prev. day) | 12.883 EUR |
| Underlying | E.ON SE |
| Underlying price (date) | 13.025 (24/10/18) |
| Settlement price (date) | 12.83 (24/10/18) |
| Open Interest | 0 |

Performance and Risk

| | 6m | 1Y | 3Y |
|-------------|----|----|----|
| Perf (%) | - | - | - |
| Perf (abs.) | - | - | - |
| Beta | - | - | - |
| Volatility | - | - | - |

Futures and Options

| | |
|-----------------|---|
| Related Futures | - |
| Related Options | - |

5Y












Information about previous performance does not guarantee future performance.
Source: FactSet

Price data

| | |
|---|----------------|
| Ø price 5 days Ø volume 5 days (pcs.) | 12.907 EUR (0) |
| Ø price 30 days Ø volume 30 days (pcs.) | 13.075 EUR (0) |
| Ø price 100 days Ø volume 100 days (pcs.) | 12.613 EUR (0) |
| Ø price 250 days Ø volume 250 days (pcs.) | - EUR (-) |
| YTD High date | - EUR (-) |
| YTD Low date | - EUR (-) |
| 52 Weeks High date | - EUR (-) |
| 52 Weeks Low date | - EUR (-) |

Recent Research

| on underlying | on sector | on market | | |
|---------------|---|-----------|-----------------------|---|
| Date | | | Headline | Download |
| 2022/12/19 |  | | Global Equity Ratings |  |
| 2022/11/28 |  | | Global Equity Ratings |  |
| 2022/11/18 |  | | Global Equity Ratings |  |
| 2022/10/31 |  | | Global Equity Ratings |  |
| 2022/10/05 |  | | Global Equity Ratings |  |