

ORION CORP. FUTURE (ORNG) - EUX/202505

2024/05/21 18:44:02

Price
36.362 EUR

Difference  -1.28% (-0.47)

General attributes

| | |
|---------------|---------------------|
| Symbol | ORNGK25 |
| Exchange | Eurex |
| Currency | EUR |
| Security type | Future |
| Underlying | ORION CORPORATION B |
| Maturity | 05-2025 |
| Contract size | 100 |

Market data

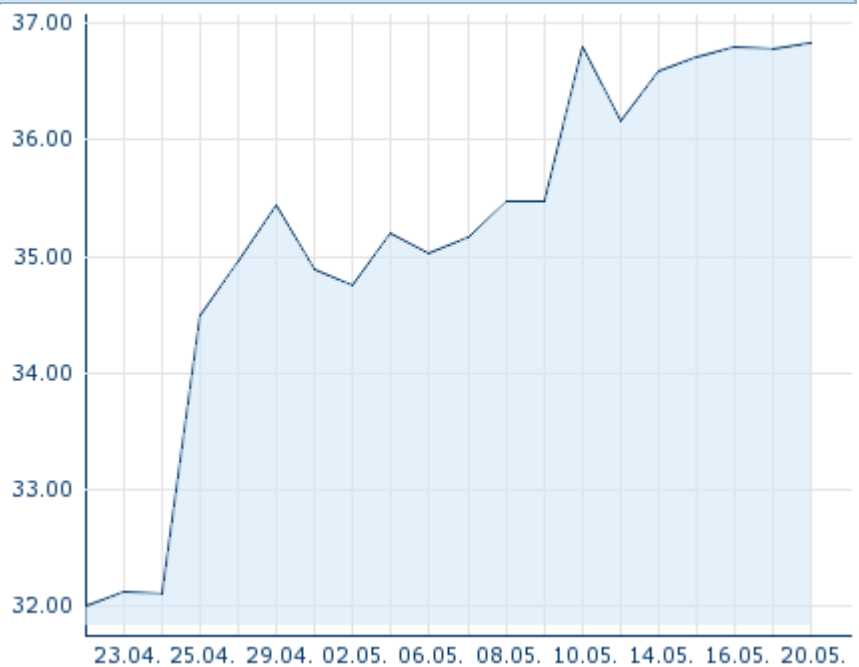
| | |
|-------------------------|---------------------|
| Bid (Bid size) | - EUR (-) |
| Ask (Ask size) | - EUR (-) |
| Open | 36.362 EUR |
| High | 36.362 EUR |
| Low | 36.362 EUR |
| Close (prev. day) | 36.8319 EUR |
| Underlying | ORION CORPORATION B |
| Underlying price (date) | 37.30 (24/05/21) |
| Settlement price (date) | 36.36 (24/05/21) |
| Open Interest | 0 |

Performance and Risk

| | 6m | 1Y | 3Y |
|-------------|----|----|----|
| Perf (%) | - | - | - |
| Perf (abs.) | - | - | - |
| Beta | - | - | - |
| Volatility | - | - | - |

Futures and Options

| | |
|-----------------|---|
| Related Futures | - |
| Related Options | - |











Information about previous performance does not guarantee future performance.
Source: FactSet

Price data

| | |
|---|----------------|
| Ø price 5 days Ø volume 5 days (pcs.) | 36.744 EUR (0) |
| Ø price 30 days Ø volume 30 days (pcs.) | - EUR (-) |
| Ø price 100 days Ø volume 100 days (pcs.) | - EUR (-) |
| Ø price 250 days Ø volume 250 days (pcs.) | - EUR (-) |
| YTD High date | - EUR (-) |
| YTD Low date | - EUR (-) |
| 52 Weeks High date | - EUR (-) |
| 52 Weeks Low date | - EUR (-) |

Recent Research

| on sector | | on market | |
|------------|---|-----------------------|---|
| Date | | Headline | Download |
| 2024/04/26 |  | Global Equity Ratings |  |
| 2024/04/03 |  | Global Equity Ratings |  |
| 2024/03/13 |  | Global Equity Ratings |  |
| 2024/02/22 |  | Global Equity Ratings |  |
| 2024/02/14 |  | Global Equity Ratings |  |