

MERLIN PROPERTIES SOCIMI S.A. FUTURE (MRLF) - EUX/202505

2024/06/14 18:39:09

Price
10.4928 EUR

Difference  -1.43% (-0.15)

General attributes

| | |
|---------------|-------------------------------|
| Symbol | MRLF25 |
| Exchange | Eurex |
| Currency | EUR |
| Security type | Future |
| Underlying | MERLIN PROPERTIES SOCIMI S.A. |
| Maturity | 05-2025 |
| Contract size | 100 |

Market data

| | |
|-------------------------|-------------------------------|
| Bid (Bid size) | - EUR (-) |
| Ask (Ask size) | - EUR (-) |
| Open | 10.4928 EUR |
| High | 10.4928 EUR |
| Low | 10.4928 EUR |
| Close (prev. day) | 10.6448 EUR |
| Underlying | MERLIN PROPERTIES SOCIMI S.A. |
| Underlying price (date) | 10.60 (24/06/14) |
| Settlement price (date) | 10.49 (24/06/14) |
| Open Interest | 0 |

Performance and Risk

| | 6m | 1Y | 3Y |
|-------------|----|----|----|
| Perf (%) | - | - | - |
| Perf (abs.) | - | - | - |
| Beta | - | - | - |
| Volatility | - | - | - |

Futures and Options

| | |
|-----------------|---|
| Related Futures | - |
| Related Options | - |

5Y













Information about previous performance does not guarantee future performance.
Source: FactSet

Price data

| | |
|---|-----------------|
| Ø price 5 days Ø volume 5 days (pcs.) | 10.6785 EUR (0) |
| Ø price 30 days Ø volume 30 days (pcs.) | 10.7065 EUR (0) |
| Ø price 100 days Ø volume 100 days (pcs.) | - EUR (-) |
| Ø price 250 days Ø volume 250 days (pcs.) | - EUR (-) |
| YTD High date | - EUR (-) |
| YTD Low date | - EUR (-) |
| 52 Weeks High date | - EUR (-) |
| 52 Weeks Low date | - EUR (-) |

Recent Research

| on sector | | on market | |
|------------|---|-----------------------|---|
| Date | | Headline | Download |
| 2024/06/14 |  | Global Equity Ratings |  |
| 2024/05/29 |  | Global Equity Ratings |  |
| 2024/04/26 |  | Global Equity Ratings |  |
| 2024/04/03 |  | Global Equity Ratings |  |
| 2024/03/13 |  | Global Equity Ratings |  |