

# CITIGROUP INC. FUTURE (CITG) - EUX/202505

2024/10/18 19:07:06

Price  
**63.2842** USD

Difference  -2.14% (-1.38)

### General attributes

Symbol	CITGK25
Exchange	Eurex
Currency	USD
Security type	Future
Underlying	CITIGROUP INC
Maturity	05-2025
Contract size	100

### Market data

Bid (Bid size)	- USD (-)
Ask (Ask size)	- USD (-)
Open	63.2842 USD
High	63.2842 USD
Low	63.2842 USD
Close (prev. day)	64.6673 USD
Underlying	CITIGROUP INC
Underlying price (date)	62.85 (24/10/18)
Settlement price (date)	63.28 (24/10/18)
Open Interest	0

### Performance and Risk

	6m	1Y	3Y
Perf (%)	-	-	-
Perf (abs.)	-	-	-
Beta	-	-	-
Volatility	-	-	-

### Futures and Options

Related Futures	-
Related Options	-

5Y












Information about previous performance does not guarantee future performance.  
Source: FactSet

### Price data

Ø price 5 days   Ø volume 5 days (pcs.)	64.5046 USD (0)
Ø price 30 days   Ø volume 30 days (pcs.)	61.6379 USD (0)
Ø price 100 days   Ø volume 100 days (pcs.)	62.2852 USD (0)
Ø price 250 days   Ø volume 250 days (pcs.)	- USD (-)
YTD High   date	- USD (-)
YTD Low   date	- USD (-)
52 Weeks High   date	- USD (-)
52 Weeks Low   date	- USD (-)

### Recent Research

on underlying	on sector	on market		
Date			Headline	Download
2024/09/27			Global Equity Ratings	
2024/09/11			Global Equity Ratings	
2024/09/05			Global Equity Ratings	
2024/08/12			Global Equity Ratings	
2024/07/24			Global Equity Ratings	