

NETFLIX INC. FUTURE (NTFF) - EUX/202505

2024/06/28 18:40:58

Price
712.5147 USD
 Difference  -0.19% (-1.34)

General attributes

Symbol	NTFFK25
Exchange	Eurex
Currency	USD
Security type	Future
Underlying	NETFLIX INC
Maturity	05-2025
Contract size	100

Market data

Bid (Bid size)	- USD (-)
Ask (Ask size)	- USD (-)
Open	712.5147 USD
High	712.5147 USD
Low	712.5147 USD
Close (prev. day)	713.8574 USD
Underlying	NETFLIX INC
Underlying price (date)	674.88 (24/06/28)
Settlement price (date)	712.51 (24/06/28)
Open Interest	0

Performance and Risk

	6m	1Y	3Y
Perf (%)	-	-	-
Perf (abs.)	-	-	-
Beta	-	-	-
Volatility	-	-	-

Futures and Options

Related Futures	-
Related Options	-








Information about previous performance does not guarantee future performance.
 Source: FactSet

Price data

Ø price 5 days Ø volume 5 days (pcs.)	708.3964 USD (0)
Ø price 30 days Ø volume 30 days (pcs.)	690.3912 USD (0)
Ø price 100 days Ø volume 100 days (pcs.)	- USD (-)
Ø price 250 days Ø volume 250 days (pcs.)	- USD (-)
YTD High date	- USD (-)
YTD Low date	- USD (-)
52 Weeks High date	- USD (-)
52 Weeks Low date	- USD (-)

Recent Research

on underlying	on sector	on market	
Date		Headline	Download
2024/06/21		Global Equity Ratings	
2024/06/14		Global Equity Ratings	
2024/05/29		Global Equity Ratings	
2024/04/26		Global Equity Ratings	
2024/04/03		Global Equity Ratings	