

NETFLIX INC. FUTURE (NTFF) - EUX/202505

2024/06/25 19:05:36

Price
700.7783 USDDifference  -0.31% (-2.19)

General attributes

Symbol	NTFFK25
Exchange	Eurex
Currency	USD
Security type	Future
Underlying	NETFLIX INC
Maturity	05-2025
Contract size	100

Market data

Bid (Bid size)	- USD (-)
Ask (Ask size)	- USD (-)
Open	700.7783 USD
High	700.7783 USD
Low	700.7783 USD
Close (prev. day)	702.9664 USD
Underlying	NETFLIX INC
Underlying price (date)	672.41 (24/06/25)
Settlement price (date)	700.78 (24/06/25)
Open Interest	0

Performance and Risk

	6m	1Y	3Y
Perf (%)	-	-	-
Perf (abs.)	-	-	-
Beta	-	-	-
Volatility	-	-	-

Futures and Options

Related Futures	-
Related Options	-












5Y

Information about previous performance does not guarantee future performance.
Source: FactSet

Price data

Ø price 5 days Ø volume 5 days (pcs.)	712.7377 USD (0)
Ø price 30 days Ø volume 30 days (pcs.)	682.2209 USD (0)
Ø price 100 days Ø volume 100 days (pcs.)	- USD (-)
Ø price 250 days Ø volume 250 days (pcs.)	- USD (-)
YTD High date	- USD (-)
YTD Low date	- USD (-)
52 Weeks High date	- USD (-)
52 Weeks Low date	- USD (-)

Recent Research

on underlying	on sector	on market	
Date		Headline	Download
2024/06/21		Global Equity Ratings	
2024/06/14		Global Equity Ratings	
2024/05/29		Global Equity Ratings	
2024/04/26		Global Equity Ratings	
2024/04/03		Global Equity Ratings	