

# OCI N.V. FUTURE (OICG) - EUX/202505

2024/09/18 18:41:11

Price  
**26.8621** EUR

Difference  -1.29% (-0.35)

### General attributes

Symbol	OICGK25
Exchange	Eurex
Currency	EUR
Security type	Future
Underlying	OCI N.V.
Maturity	05-2025
Contract size	100

### Market data

Bid (Bid size)	- EUR (-)
Ask (Ask size)	- EUR (-)
Open	26.8621 EUR
High	26.8621 EUR
Low	26.8621 EUR
Close (prev. day)	27.2124 EUR
Underlying	OCI N.V.
Underlying price (date)	26.33 (24/09/18)
Settlement price (date)	26.86 (24/09/18)
Open Interest	0

### Performance and Risk

	6m	1Y	3Y
Perf (%)	-	-	-
Perf (abs.)	-	-	-
Beta	-	-	-
Volatility	-	-	-

### Futures and Options

Related Futures	-
Related Options	-












Information about previous performance does not guarantee future performance.  
Source: FactSet

### Price data

Ø price 5 days   Ø volume 5 days (pcs.)	27.2627 EUR (0)
Ø price 30 days   Ø volume 30 days (pcs.)	27.6325 EUR (0)
Ø price 100 days   Ø volume 100 days (pcs.)	25.6415 EUR (0)
Ø price 250 days   Ø volume 250 days (pcs.)	- EUR (-)
YTD High   date	- EUR (-)
YTD Low   date	- EUR (-)
52 Weeks High   date	- EUR (-)
52 Weeks Low   date	- EUR (-)

### Recent Research

on sector		on market	
Date		Headline	Download
2024/09/11		Global Equity Ratings	
2024/09/05		Global Equity Ratings	
2024/08/12		Global Equity Ratings	
2024/07/24		Global Equity Ratings	
2024/07/12		Global Equity Ratings	