

NIKE INC. FUTURE (NKEF) - EUX/202505

2024/10/18 19:07:20

Price
84.4478 USD

Difference  -1.14% (-0.98)

General attributes

Symbol	NKEFK25
Exchange	Eurex
Currency	USD
Security type	Future
Underlying	NIKE INC. 'B'
Maturity	05-2025
Contract size	100

Market data

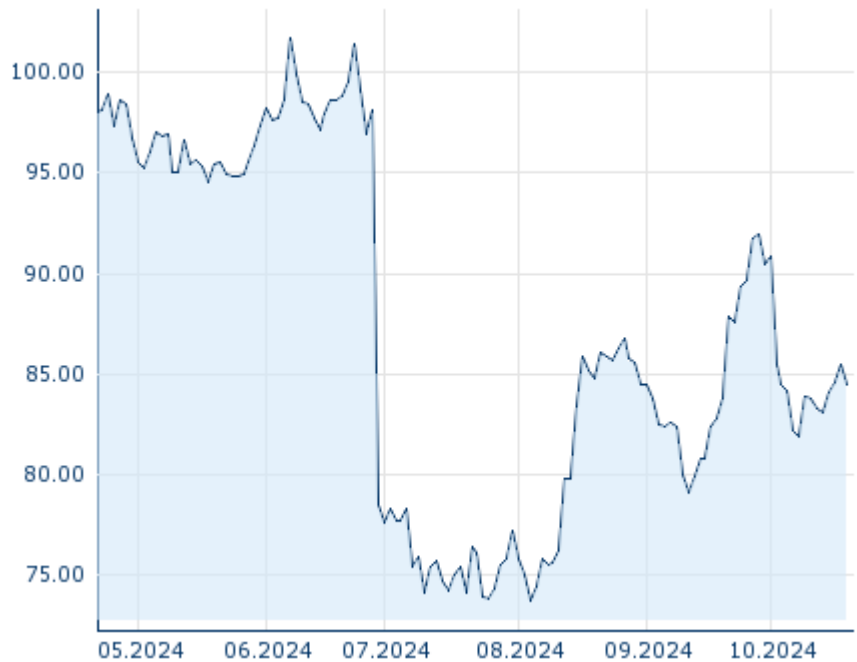
Bid (Bid size)	- USD (-)
Ask (Ask size)	- USD (-)
Open	84.4478 USD
High	84.4478 USD
Low	84.4478 USD
Close (prev. day)	85.4245 USD
Underlying	NIKE INC. 'B'
Underlying price (date)	82.92 (24/10/18)
Settlement price (date)	84.45 (24/10/18)
Open Interest	0

Performance and Risk

	6m	1Y	3Y
Perf (%)	-	-	-
Perf (abs.)	-	-	-
Beta	-	-	-
Volatility	-	-	-

Futures and Options

Related Futures	-
Related Options	-












5Y

Information about previous performance does not guarantee future performance.
Source: FactSet

Price data

Ø price 5 days Ø volume 5 days (pcs.)	84.3210 USD (0)
Ø price 30 days Ø volume 30 days (pcs.)	84.7251 USD (0)
Ø price 100 days Ø volume 100 days (pcs.)	84.4001 USD (0)
Ø price 250 days Ø volume 250 days (pcs.)	- USD (-)
YTD High date	- USD (-)
YTD Low date	- USD (-)
52 Weeks High date	- USD (-)
52 Weeks Low date	- USD (-)

Recent Research

on underlying	on sector	on market	
Date		Headline	Download
2024/09/27		Global Equity Ratings	
2024/09/11		Global Equity Ratings	
2024/09/05		Global Equity Ratings	
2024/08/12		Global Equity Ratings	
2024/07/24		Global Equity Ratings	