

PEPSICO INC. FUTURE (PEPF) - EUX/202505

2024/07/16 18:50:50

Price
166.5047 USD

Difference  -0.74% (-1.24)

General attributes

Symbol	PEPFK25
Exchange	Eurex
Currency	USD
Security type	Future
Underlying	PEPSICO INC.
Maturity	05-2025
Contract size	100

Market data

Bid (Bid size)	- USD (-)
Ask (Ask size)	- USD (-)
Open	166.5047 USD
High	166.5047 USD
Low	166.5047 USD
Close (prev. day)	167.7441 USD
Underlying	PEPSICO INC.
Underlying price (date)	164.76 (24/07/16)
Settlement price (date)	166.50 (24/07/16)
Open Interest	0

Performance and Risk

	6m	1Y	3Y
Perf (%)	-	-	-
Perf (abs.)	-	-	-
Beta	-	-	-
Volatility	-	-	-

Futures and Options

Related Futures	-
Related Options	-

5Y











Information about previous performance does not guarantee future performance.
Source: FactSet

Price data

Ø price 5 days Ø volume 5 days (pcs.)	167.3921 USD (0)
Ø price 30 days Ø volume 30 days (pcs.)	169.2364 USD (0)
Ø price 100 days Ø volume 100 days (pcs.)	- USD (-)
Ø price 250 days Ø volume 250 days (pcs.)	- USD (-)
YTD High date	- USD (-)
YTD Low date	- USD (-)
52 Weeks High date	- USD (-)
52 Weeks Low date	- USD (-)

Recent Research

on underlying	on sector	on market	
Date		Headline	Download
2024/07/12		Global Equity Ratings	
2024/06/21		Global Equity Ratings	
2024/06/14		Global Equity Ratings	
2024/05/29		Global Equity Ratings	
2024/04/26		Global Equity Ratings	