

## JOHNSON &amp; JOHNSON FUTURE (JNJF) - EUX/202505

2024/08/07 18:43:18

Price  
**161.3197** USDDifference  0.31% (0.51)

## General attributes

Symbol	JNJFK25
Exchange	Eurex
Currency	USD
Security type	Future
Underlying	JOHNSON & JOHNSON
Maturity	05-2025
Contract size	100

## Market data

Bid (Bid size)	- USD (-)
Ask (Ask size)	- USD (-)
Open	161.3197 USD
High	161.3197 USD
Low	161.3197 USD
Close (prev. day)	160.8132 USD
Underlying	JOHNSON & JOHNSON
Underlying price (date)	158.90 (24/08/07)
Settlement price (date)	161.32 (24/08/07)
Open Interest	0

## Performance and Risk

	6m	1Y	3Y
Perf (%)	-	-	-
Perf (abs.)	-	-	-
Beta	-	-	-
Volatility	-	-	-

## Futures and Options

Related Futures	-
Related Options	-






















5Y

Information about previous performance does not guarantee future performance.  
Source: FactSet

## Price data

Ø price 5 days   Ø volume 5 days (pcs.)	161.6005 USD (0)
Ø price 30 days   Ø volume 30 days (pcs.)	154.8201 USD (0)
Ø price 100 days   Ø volume 100 days (pcs.)	- USD (-)
Ø price 250 days   Ø volume 250 days (pcs.)	- USD (-)
YTD High   date	- USD (-)
YTD Low   date	- USD (-)
52 Weeks High   date	- USD (-)
52 Weeks Low   date	- USD (-)

## Recent Research

on underlying		on sector		on market	
Date				Headline	Download
2024/07/24				Global Equity Ratings	
2024/07/12				Global Equity Ratings	
2024/06/21				Global Equity Ratings	
2024/06/14				Global Equity Ratings	
2024/05/29				Global Equity Ratings	