

JOHNSON & JOHNSON FUTURE (JNJF) - EUX/202505

2024/07/16 18:50:37

Price
151.8458 USDDifference  0.26% (0.40)

General attributes

Symbol	JNJFK25
Exchange	Eurex
Currency	USD
Security type	Future
Underlying	JOHNSON & JOHNSON
Maturity	05-2025
Contract size	100

Market data

Bid (Bid size)	- USD (-)
Ask (Ask size)	- USD (-)
Open	151.8458 USD
High	151.8458 USD
Low	151.8458 USD
Close (prev. day)	151.4473 USD
Underlying	JOHNSON & JOHNSON
Underlying price (date)	151.01 (24/07/16)
Settlement price (date)	151.85 (24/07/16)
Open Interest	0

Performance and Risk

	6m	1Y	3Y
Perf (%)	-	-	-
Perf (abs.)	-	-	-
Beta	-	-	-
Volatility	-	-	-

Futures and Options

Related Futures	-
Related Options	-












5Y

Information about previous performance does not guarantee future performance.
Source: FactSet

Price data

Ø price 5 days Ø volume 5 days (pcs.)	151.3835 USD (0)
Ø price 30 days Ø volume 30 days (pcs.)	149.1010 USD (0)
Ø price 100 days Ø volume 100 days (pcs.)	- USD (-)
Ø price 250 days Ø volume 250 days (pcs.)	- USD (-)
YTD High date	- USD (-)
YTD Low date	- USD (-)
52 Weeks High date	- USD (-)
52 Weeks Low date	- USD (-)

Recent Research

on underlying	on sector	on market	
Date		Headline	Download
2024/07/12		Global Equity Ratings	
2024/06/21		Global Equity Ratings	
2024/06/14		Global Equity Ratings	
2024/05/29		Global Equity Ratings	
2024/04/26		Global Equity Ratings	