

# UNITEDHEALTH GROUP INC. FUTURE (UNHF) - EUX/202505

2024/08/15 18:48:41

**Price**  
**591.795** USD

**Difference**  **-0.25% (-1.47)**

### General attributes

|               |                         |
|---------------|-------------------------|
| Symbol        | UNHFK25                 |
| Exchange      | Eurex                   |
| Currency      | USD                     |
| Security type | Future                  |
| Underlying    | UNITEDHEALTH GROUP INC. |
| Maturity      | 05-2025                 |
| Contract size | 100                     |

### Market data

|                         |                         |
|-------------------------|-------------------------|
| Bid (Bid size)          | - USD (-)               |
| Ask (Ask size)          | - USD (-)               |
| Open                    | 591.795 USD             |
| High                    | 591.795 USD             |
| Low                     | 591.795 USD             |
| Close (prev. day)       | 593.2693 USD            |
| Underlying              | UNITEDHEALTH GROUP INC. |
| Underlying price (date) | 579.61 (24/08/15)       |
| Settlement price (date) | 591.79 (24/08/15)       |
| Open Interest           | 0                       |

### Performance and Risk

|             | 6m | 1Y | 3Y |
|-------------|----|----|----|
| Perf (%)    | -  | -  | -  |
| Perf (abs.) | -  | -  | -  |
| Beta        | -  | -  | -  |
| Volatility  | -  | -  | -  |

### Futures and Options

|                 |   |
|-----------------|---|
| Related Futures | - |
| Related Options | - |

5Y













Information about previous performance does not guarantee future performance.  
Source: FactSet

### Price data

|                                             |                 |
|---------------------------------------------|-----------------|
| Ø price 5 days   Ø volume 5 days (pcs.)     | 586.022 USD (0) |
| Ø price 30 days   Ø volume 30 days (pcs.)   | 568.614 USD (0) |
| Ø price 100 days   Ø volume 100 days (pcs.) | - USD (-)       |
| Ø price 250 days   Ø volume 250 days (pcs.) | - USD (-)       |
| YTD High   date                             | - USD (-)       |
| YTD Low   date                              | - USD (-)       |
| 52 Weeks High   date                        | - USD (-)       |
| 52 Weeks Low   date                         | - USD (-)       |

### Recent Research

| on underlying | on sector                                                                           | on market             |                                                                                       |
|---------------|-------------------------------------------------------------------------------------|-----------------------|---------------------------------------------------------------------------------------|
| Date          |                                                                                     | Headline              | Download                                                                              |
| 2024/08/12    |  | Global Equity Ratings |  |
| 2024/07/24    |  | Global Equity Ratings |  |
| 2024/07/12    |  | Global Equity Ratings |  |
| 2024/06/21    |  | Global Equity Ratings |  |
| 2024/06/14    |  | Global Equity Ratings |  |