

# NESTLÉ S.A. FUTURE (NESG) - EUX/202505

2024/10/18 19:07:20

Price  
**84.2487** CHF

Difference  -0.04% (-0.04)

### General attributes

Symbol	NESGK25
Exchange	Eurex
Currency	CHF
Security type	Future
Underlying	NESTLÉ SA
Maturity	05-2025
Contract size	100

### Market data

Bid (Bid size)	- CHF (-)
Ask (Ask size)	- CHF (-)
Open	84.2487 CHF
High	84.2487 CHF
Low	84.2487 CHF
Close (prev. day)	84.2862 CHF
Underlying	NESTLÉ SA
Underlying price (date)	85.98 (24/10/18)
Settlement price (date)	84.25 (24/10/18)
Open Interest	0

### Performance and Risk

	6m	1Y	3Y
Perf (%)	-	-	-
Perf (abs.)	-	-	-
Beta	-	-	-
Volatility	-	-	-

### Futures and Options

Related Futures	-
Related Options	-

5Y












Information about previous performance does not guarantee future performance.  
Source: FactSet

### Price data

Ø price 5 days   Ø volume 5 days (pcs.)	83.0721 CHF (0)
Ø price 30 days   Ø volume 30 days (pcs.)	83.3524 CHF (0)
Ø price 100 days   Ø volume 100 days (pcs.)	88.4088 CHF (0)
Ø price 250 days   Ø volume 250 days (pcs.)	- CHF (-)
YTD High   date	- CHF (-)
YTD Low   date	- CHF (-)
52 Weeks High   date	- CHF (-)
52 Weeks Low   date	- CHF (-)

### Recent Research

on underlying	on sector	on market	
Date		Headline	Download
2024/09/27		Global Equity Ratings	
2024/09/11		Global Equity Ratings	
2024/09/05		Global Equity Ratings	
2024/08/12		Global Equity Ratings	
2024/07/24		Global Equity Ratings	