

# NESTLÉ S.A. FUTURE (NESG) - EUX/202505

2024/07/11 19:04:24

Price  
**92.3055** CHF

Difference  0.37% (0.34)

### General attributes

Symbol	NESGK25
Exchange	Eurex
Currency	CHF
Security type	Future
Underlying	NESTLÉ SA
Maturity	05-2025
Contract size	100

### Market data

Bid (Bid size)	- CHF (-)
Ask (Ask size)	- CHF (-)
Open	92.3055 CHF
High	92.3055 CHF
Low	92.3055 CHF
Close (prev. day)	91.9655 CHF
Underlying	NESTLÉ SA
Underlying price (date)	93.66 (24/07/11)
Settlement price (date)	92.31 (24/07/11)
Open Interest	0

### Performance and Risk

	6m	1Y	3Y
Perf (%)	-	-	-
Perf (abs.)	-	-	-
Beta	-	-	-
Volatility	-	-	-

### Futures and Options

Related Futures	-
Related Options	-

5Y












Information about previous performance does not guarantee future performance.  
Source: FactSet

### Price data

Ø price 5 days   Ø volume 5 days (pcs.)	91.5156 CHF (0)
Ø price 30 days   Ø volume 30 days (pcs.)	93.2886 CHF (0)
Ø price 100 days   Ø volume 100 days (pcs.)	- CHF (-)
Ø price 250 days   Ø volume 250 days (pcs.)	- CHF (-)
YTD High   date	- CHF (-)
YTD Low   date	- CHF (-)
52 Weeks High   date	- CHF (-)
52 Weeks Low   date	- CHF (-)

### Recent Research

on underlying	on sector	on market	
Date		Headline	Download
2024/06/21		Global Equity Ratings	
2024/06/14		Global Equity Ratings	
2024/05/29		Global Equity Ratings	
2024/04/26		Global Equity Ratings	
2024/04/03		Global Equity Ratings	