

NESTLÉ S.A. FUTURE (NESG) - EUX/202505

2024/07/10 18:34:34

Price
91.9655 CHF

Difference  0.82% (0.74)

General attributes

Symbol	NESGK25
Exchange	Eurex
Currency	CHF
Security type	Future
Underlying	NESTLÉ SA
Maturity	05-2025
Contract size	100

Market data

Bid (Bid size)	- CHF (-)
Ask (Ask size)	- CHF (-)
Open	91.9655 CHF
High	91.9655 CHF
Low	91.9655 CHF
Close (prev. day)	91.2206 CHF
Underlying	NESTLÉ SA
Underlying price (date)	93.70 (24/07/11)
Settlement price (date)	91.97 (24/07/10)
Open Interest	0

Performance and Risk

	6m	1Y	3Y
Perf (%)	-	-	-
Perf (abs.)	-	-	-
Beta	-	-	-
Volatility	-	-	-

Futures and Options

Related Futures	-
Related Options	-

5Y












Information about previous performance does not guarantee future performance.
Source: FactSet

Price data

Ø price 5 days Ø volume 5 days (pcs.)	91.5156 CHF (0)
Ø price 30 days Ø volume 30 days (pcs.)	93.2886 CHF (0)
Ø price 100 days Ø volume 100 days (pcs.)	- CHF (-)
Ø price 250 days Ø volume 250 days (pcs.)	- CHF (-)
YTD High date	- CHF (-)
YTD Low date	- CHF (-)
52 Weeks High date	- CHF (-)
52 Weeks Low date	- CHF (-)

Recent Research

on underlying	on sector	on market	
Date		Headline	Download
2024/06/21		Global Equity Ratings	
2024/06/14		Global Equity Ratings	
2024/05/29		Global Equity Ratings	
2024/04/26		Global Equity Ratings	
2024/04/03		Global Equity Ratings	