

# SES GLOBAL S.A. FUTURE (SESF) - EUX/202505

2024/06/26 18:33:30

Price  
**4.489** EUR

Difference  -0.56% (-0.03)

### General attributes

|               |          |
|---------------|----------|
| Symbol        | SESFK25  |
| Exchange      | Eurex    |
| Currency      | EUR      |
| Security type | Future   |
| Underlying    | SES S.A. |
| Maturity      | 05-2025  |
| Contract size | 100      |

### Market data

|                         |                  |
|-------------------------|------------------|
| Bid (Bid size)          | - EUR (-)        |
| Ask (Ask size)          | - EUR (-)        |
| Open                    | 4.489 EUR        |
| High                    | 4.489 EUR        |
| Low                     | 4.489 EUR        |
| Close (prev. day)       | 4.5143 EUR       |
| Underlying              | SES S.A.         |
| Underlying price (date) | 4.828 (24/06/26) |
| Settlement price (date) | 4.49 (24/06/26)  |
| Open Interest           | 0                |

### Performance and Risk

|             | 6m | 1Y | 3Y |
|-------------|----|----|----|
| Perf (%)    | -  | -  | -  |
| Perf (abs.) | -  | -  | -  |
| Beta        | -  | -  | -  |
| Volatility  | -  | -  | -  |

### Futures and Options

|                 |   |
|-----------------|---|
| Related Futures | - |
| Related Options | - |

5Y











Information about previous performance does not guarantee future performance.  
Source: FactSet

### Price data

|   |               |
|---|---------------|
| Ø price 5 days   Ø volume 5 days (pcs.)     | 4.506 EUR (0) |
| Ø price 30 days   Ø volume 30 days (pcs.)   | 4.778 EUR (0) |
| Ø price 100 days   Ø volume 100 days (pcs.) | - EUR (-)     |
| Ø price 250 days   Ø volume 250 days (pcs.) | - EUR (-)     |
| YTD High   date                             | - EUR (-)     |
| YTD Low   date                              | - EUR (-)     |
| 52 Weeks High   date                        | - EUR (-)     |
| 52 Weeks Low   date                         | - EUR (-)     |

### Recent Research

| on sector  |   | on market             |   |
|------------|---|-----------------------|---|
| Date       |   | Headline              | Download  |
| 2024/06/21 |  | Global Equity Ratings |  |
| 2024/06/14 |  | Global Equity Ratings |  |
| 2024/05/29 |  | Global Equity Ratings |  |
| 2024/04/26 |  | Global Equity Ratings |  |
| 2024/04/03 |  | Global Equity Ratings |  |