

L'OREAL FUTURE (LORF) - EUX/202505

2024/08/20 18:50:51

Price
389.354 EURDifference  -0.17% (-0.65)

General attributes

Symbol	LORFK25
Exchange	Eurex
Currency	EUR
Security type	Future
Underlying	L'OREAL S.A.
Maturity	05-2025
Contract size	100

Market data

Bid (Bid size)	- EUR (-)
Ask (Ask size)	- EUR (-)
Open	389.354 EUR
High	389.354 EUR
Low	389.354 EUR
Close (prev. day)	390.0019 EUR
Underlying	L'OREAL S.A.
Underlying price (date)	388.25 (24/08/21)
Settlement price (date)	389.35 (24/08/20)
Open Interest	0

Performance and Risk

	6m	1Y	3Y
Perf (%)	-	-	-
Perf (abs.)	-	-	-
Beta	-	-	-
Volatility	-	-	-

Futures and Options

Related Futures	-
Related Options	-






















Information about previous performance does not guarantee future performance.
Source: FactSet

Price data

Ø price 5 days Ø volume 5 days (pcs.)	388.512 EUR (0)
Ø price 30 days Ø volume 30 days (pcs.)	399.312 EUR (0)
Ø price 100 days Ø volume 100 days (pcs.)	- EUR (-)
Ø price 250 days Ø volume 250 days (pcs.)	- EUR (-)
YTD High date	- EUR (-)
YTD Low date	- EUR (-)
52 Weeks High date	- EUR (-)
52 Weeks Low date	- EUR (-)

Recent Research

on underlying		on sector		on market	
Date				Headline	Download
2024/08/12				Global Equity Ratings	
2024/07/24				Global Equity Ratings	
2024/07/12				Global Equity Ratings	
2024/06/21				Global Equity Ratings	
2024/06/14				Global Equity Ratings	