

## USD/UAH FUTURES (WITH HUF SETTLEMENT) (USD-UAH) - BUD/20240717

2024/05/27 03:53:34

Price  
**40.6774** UAHDifference  0.32% (0.13)

## General attributes

Symbol	USD-UAH0724
Exchange	Budapest Stock Exchange
Currency	UAH
Security type	Future
Underlying	US DOLLAR / UKRAINE HRYVNIA (USD/UAH)
Maturity	07-2024
Contract size	1,000

## Market data

Bid (Bid size)	- UAH (-)
Ask (Ask size)	- UAH (-)
Open	40.6774 UAH
High	-
Low	-
Close (prev. day)	40.5467 UAH
Underlying	US DOLLAR / UKRAINE HRYVNIA (USD/UAH)
Underlying price (date)	39.9205 (24/05/27)
Settlement price (date)	- (-)
Open Interest	0

## Performance and Risk

	6m	1Y	3Y
Perf (%)	-	-	-
Perf (abs.)	-	-	-
Beta	-	-	-
Volatility	-	-	-

## Futures and Options

Related Futures	-
Related Options	-










5Y

Chart  
not availableInformation about previous performance does not guarantee future performance.  
Source: FactSet

## Price data

Ø price 5 days   Ø volume 5 days (pcs.)	- UAH (-)
Ø price 30 days   Ø volume 30 days (pcs.)	- UAH (-)
Ø price 100 days   Ø volume 100 days (pcs.)	- UAH (-)
Ø price 250 days   Ø volume 250 days (pcs.)	- UAH (-)
YTD High   date	- UAH (-)
YTD Low   date	- UAH (-)
52 Weeks High   date	- UAH (-)
52 Weeks Low   date	- UAH (-)

## Recent Research

on market		
Date	Headline	Download
2024/05/27	 Ranni restart: AI ve firmách, klima v makru a neutrální ECB	
2024/05/27	 GDP in Croatia, flash inflation estimates	
2024/05/24	 Ranni restart: Macron, jaderné počtení, rámování a dostupnost	
2024/05/23	 Ranni restart: lídr v clean-tech, co nás posílí a proč křičíme	
2024/05/21	 CZ Ranni restart	