

SOLENO THERAPEUTICS INC COM USD0.001 (POST REV SPLT)

ISIN: **US8342033094** WKN: **834203309**

Overview

2024/08/22 08:13:14

5Y

Price

45.82 EUR

Difference  1.69% (0.76)

General attributes

ISIN	US8342033094
Symbol	SLNO
Exchange	Duesseldorf
Currency	EUR
Sector	-
Security type	Stock
Market cap (m)	1,807 EUR
Benchmark	S&P 500

Market data

Bid (Bid size)	45.84 EUR (50)
Ask (Ask size)	47.24 EUR (50)
Open	45.82 EUR
High	45.82 EUR
Low	45.82 EUR
Close (prev. day)	45.06 EUR
VWAP	-
Volume (pcs)	0
Trading volume	0.00
Number of trades	1
Last size	0









Futures and Options

Related Futures	-
Related Options	-



Information about previous performance does not guarantee future performance.
Source: FactSet

Recent research

on market			
Date		Headline	Download
2024/08/12		Global Equity Ratings	
2024/07/24		Global Equity Ratings	
2024/07/12		Global Equity Ratings	
2024/07/03		Global Strategy 3Q 2024	
2024/06/21		Global Equity Ratings	

Details

2024/08/22 08:13:14

Price

45.82 EUR

Difference ▲ 1.69% (0.76)

General attributes

ISIN	US8342033094
Symbol	SLNO
Exchange	Duesseldorf
Currency	EUR
Sector	-
Security type	Stock
Market cap (m)	1,807 EUR
Benchmark	S&P 500

Market data

Bid (Bid size)	45.84 EUR (50)
Ask (Ask size)	47.24 EUR (50)
Open	45.82 EUR
High	45.82 EUR
Low	45.82 EUR
Close (prev. day)	45.06 EUR
VWAP	-
Volume (pcs)	0
Trading volume	0.00
Number of trades	1
Last size	0

Performance and Risk

	6m	1Y	3Y
Perf (%)	-	-	-
Perf (abs.)	-	-	-
Beta	1.39	-0.27	0.69
Volatility	-	-	-

5Y



Information about previous performance does not guarantee future performance.
Source: FactSet

Price data

Ø price 5 days Ø volume 5 days (pcs.)	44.57 EUR (0)
Ø price 30 days Ø volume 30 days (pcs.)	43.31 EUR (1)
Ø price 100 days Ø volume 100 days (pcs.)	- EUR (-)
Ø price 250 days Ø volume 250 days (pcs.)	- EUR (-)
YTD High date	- EUR (-)
YTD Low date	- EUR (-)
52 Weeks High date	- EUR (-)
52 Weeks Low date	- EUR (-)

Arbitrage views

Exchange	Date	Time	Price	Trading volume (mio.)	Number of trades
Tradegate	2024/08/21	22:01	46.52 EUR	0.00	1
Stuttgart	2022/09/07	08:01	1.96 EUR	0.00	3
Nasdaq	2024/08/21	22:00	51.87 USD	26.70	6,866
Munich	2024/08/22	08:02	45.86 EUR	0.00	1
Frankfurt	2024/08/22	08:59	45.68 EUR	0.00	1
Duesseldorf	2024/08/22	08:13	45.82 EUR	0.00	1
Berlin	2024/08/22	08:05	46.52 EUR	0.00	1

Company profile

Company Logo



Company Profile

-

Contact Details

SOLENO THERAPEUTICS INC

--

Telefon: -

Fax: -

E-mail: -