

SI BONE INC COM USD0.0001

ISIN: US8257041090 WKN: 825704109

Overview

2024/05/21 16:30:21

Price

13.10 EUR

Difference  -2.24% (-0.30)

General attributes

ISIN	US8257041090
Symbol	SIBN
Exchange	Duesseldorf
Currency	EUR
Sector	-
Security type	Stock
Market cap (m)	546 EUR
Benchmark	S&P 500

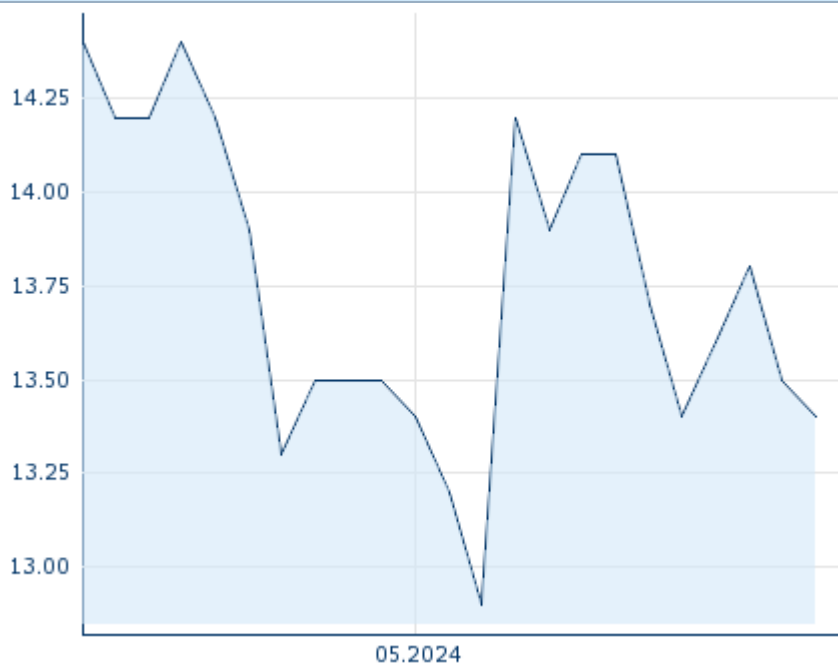
Market data

Bid (Bid size)	13.10 EUR (580)
Ask (Ask size)	13.20 EUR (580)
Open	13.00 EUR
High	13.10 EUR
Low	13.00 EUR
Close (prev. day)	13.40 EUR
VWAP	-
Volume (pcs)	0
Trading volume	0.00
Number of trades	4
Last size	0

Futures and Options











Related Futures	-
Related Options	-

5Y



Information about previous performance does not guarantee future performance.
Source: FactSet

Recent research

on market			
Date		Headline	Download
2024/04/26		Global Equity Ratings	
2024/04/03		Global Equity Ratings	
2024/03/26		Global Strategy 2Q 2024	
2024/03/13		Global Equity Ratings	
2024/02/22		Global Equity Ratings	

Details

2024/05/21 16:30:21

Price

13.10 EUR

Difference ▼ -2.24% (-0.30)

General attributes

ISIN	US8257041090
Symbol	SIBN
Exchange	Duesseldorf
Currency	EUR
Sector	-
Security type	Stock
Market cap (m)	546 EUR
Benchmark	S&P 500

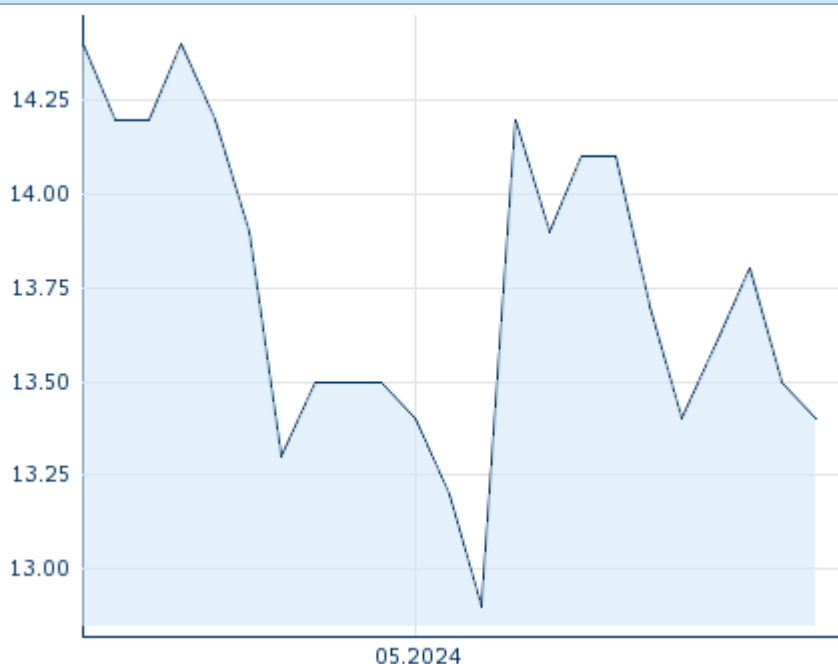
Market data

Bid (Bid size)	13.10 EUR (580)
Ask (Ask size)	13.20 EUR (580)
Open	13.00 EUR
High	13.10 EUR
Low	13.00 EUR
Close (prev. day)	13.40 EUR
VWAP	-
Volume (pcs)	0
Trading volume	0.00
Number of trades	4
Last size	0

Performance and Risk

	6m	1Y	3Y
Perf (%)	-	-	-
Perf (abs.)	-	-	-
Beta	0.71	0.96	1.23
Volatility	-	-	-

5Y



Price data

Ø price 5 days Ø volume 5 days (pcs.)	13.54 EUR (0)
Ø price 30 days Ø volume 30 days (pcs.)	- EUR (-)
Ø price 100 days Ø volume 100 days (pcs.)	- EUR (-)
Ø price 250 days Ø volume 250 days (pcs.)	- EUR (-)
YTD High date	- EUR (-)
YTD Low date	- EUR (-)
52 Weeks High date	- EUR (-)
52 Weeks Low date	- EUR (-)

All listings for SI BONE INC COM USD0.0001

Exchange	Date	Time	Price	Trading volume (mio.)	Number of trades
Tradegate	2024/05/20	20:02	13.60 EUR	0.00	1
Stuttgart	2024/05/21	08:00	13.10 EUR	0.00	1
Nasdaq	2024/05/21	17:10	14.28 USD	0.24	707
Munich	2024/05/21	08:02	13.50 EUR	0.00	1
Frankfurt	2024/05/21	15:29	13.10 EUR	0.00	4
Duesseldorf	2024/05/21	16:30	13.10 EUR	0.00	4
Berlin	2024/05/21	17:12	13.10 EUR	0.00	13

Company profile

Company Logo



Company Profile

-

Contact Details

SI BONE INC

--

Telefon: -

Fax: -

E-mail: -