

CPI CARD GROUP INC.

ISIN: US12634H2004 WKN: 12634H200

Overview

2024/07/18 09:31:15

Price

26.40 EUR

Difference  0.00% (0.00)

General attributes

| | |
|----------------|--------------|
| ISIN | US12634H2004 |
| Symbol | PMTS |
| Exchange | Duesseldorf |
| Currency | EUR |
| Sector | - |
| Security type | Stock |
| Market cap (m) | 306 EUR |
| Benchmark | S&P 500 |

Market data

| | |
|-------------------|-----------------|
| Bid (Bid size) | 26.40 EUR (200) |
| Ask (Ask size) | 28.80 EUR (200) |
| Open | 26.40 EUR |
| High | 26.40 EUR |
| Low | 26.40 EUR |
| Close (prev. day) | 26.40 EUR |
| VWAP | - |
| Volume (pcs) | 0 |
| Trading volume | 0.00 |
| Number of trades | 2 |
| Last size | 0 |

Futures and Options




| | |
|-----------------|---|
| Related Futures | - |
| Related Options | - |

5Y



Information about previous performance does not guarantee future performance.
Source: FactSet

Recent research

| on market | | |
|------------|---|---|
| Date | Headline | Download |
| 2024/07/12 |  Global Equity Ratings |  |
| 2024/07/08 |  Akciové trhy - denní zpráva |  |
| 2024/07/03 |  Global Strategy 3Q 2024 |  |
| 2024/06/21 |  Global Equity Ratings |  |
| 2024/05/29 |  Global Equity Ratings |  |

Details

2024/07/18 09:31:15

Price

26.40 EUR

Difference ➔ 0.00% (0.00)

General attributes

| | |
|----------------|--------------|
| ISIN | US12634H2004 |
| Symbol | PMTS |
| Exchange | Duesseldorf |
| Currency | EUR |
| Sector | - |
| Security type | Stock |
| Market cap (m) | 306 EUR |
| Benchmark | S&P 500 |

Market data

| | |
|-------------------|-----------------|
| Bid (Bid size) | 26.40 EUR (200) |
| Ask (Ask size) | 28.80 EUR (200) |
| Open | 26.40 EUR |
| High | 26.40 EUR |
| Low | 26.40 EUR |
| Close (prev. day) | 26.40 EUR |
| VWAP | - |
| Volume (pcs) | 0 |
| Trading volume | 0.00 |
| Number of trades | 2 |
| Last size | 0 |

Performance and Risk

| | 6m | 1Y | 3Y |
|-------------|------|------|------|
| Perf (%) | - | - | - |
| Perf (abs.) | - | - | - |
| Beta | 1.08 | 1.20 | 0.84 |
| Volatility | - | - | - |

5Y



Information about previous performance does not guarantee future performance.
Source: FactSet

Price data

| | |
|---|---------------|
| Ø price 5 days Ø volume 5 days (pcs.) | 25.40 EUR (0) |
| Ø price 30 days Ø volume 30 days (pcs.) | 24.71 EUR (0) |
| Ø price 100 days Ø volume 100 days (pcs.) | - EUR (-) |
| Ø price 250 days Ø volume 250 days (pcs.) | - EUR (-) |
| YTD High date | - EUR (-) |
| YTD Low date | - EUR (-) |
| 52 Weeks High date | - EUR (-) |
| 52 Weeks Low date | - EUR (-) |

Arbitrage views

| Exchange | Date | Time | Price | Trading volume (mio.) | Number of trades |
|-------------|------------|-------|-----------|-----------------------|------------------|
| Stuttgart | 2024/07/18 | 08:08 | 26.00 EUR | 0.00 | 1 |
| Nasdaq | 2024/07/17 | 22:00 | 29.95 USD | 0.79 | 1,052 |
| Frankfurt | 2024/07/18 | 08:10 | 26.60 EUR | 0.00 | 1 |
| Duesseldorf | 2024/07/18 | 09:31 | 26.40 EUR | 0.00 | 2 |

Company profile

Company Logo



Company Profile

-

Contact Details

CPI CARD GROUP INC

--

Telefon: -

Fax: -

E-mail: -