

CAPRICOR THERAPEUTICS INC

ISIN: US14070B3096 WKN: 14070B309

Overview

2024/07/17 19:31:49

Price
4.38 EURDifference  0.46% (0.02)

General attributes

ISIN	US14070B3096
Symbol	CAPR
Exchange	Duesseldorf
Currency	EUR
Sector	Chemical / Pharmaceutical / Health
Security type	Stock
Market cap (m)	141 EUR
Benchmark	S&P 500

Market data

Bid (Bid size)	-
Ask (Ask size)	-
Open	4.35 EUR
High	4.38 EUR
Low	4.33 EUR
Close (prev. day)	4.36 EUR
VWAP	-
Volume (pcs)	0
Trading volume	0.00
Number of trades	7
Last size	0

Futures and Options






Related Futures	-
Related Options	-

5Y



Information about previous performance does not guarantee future performance.
Source: FactSet

Recent research

on sector		on market	
Date		Headline	Download
2024/07/12		Global Equity Ratings	
2024/06/21		Global Equity Ratings	
2024/06/14		Global Equity Ratings	
2024/05/29		Global Equity Ratings	
2024/04/26		Global Equity Ratings	

Details

2024/07/17 19:31:49

Price

4.38 EUR

Difference ▲ 0.46% (0.02)

General attributes

ISIN	US14070B3096
Symbol	CAPR
Exchange	Duesseldorf
Currency	EUR
Sector	Chemical / Pharmaceutical / Health
Security type	Stock
Market cap (m)	141 EUR
Benchmark	S&P 500

Market data

Bid (Bid size)	-
Ask (Ask size)	-
Open	4.35 EUR
High	4.38 EUR
Low	4.33 EUR
Close (prev. day)	4.36 EUR
VWAP	-
Volume (pcs)	0
Trading volume	0.00
Number of trades	7
Last size	0

Performance and Risk

	6m	1Y	3Y
Perf (%)	-	-	-
Perf (abs.)	-	-	-
Beta	0.40	0.53	0.80
Volatility	-	-	-

5Y



Information about previous performance does not guarantee future performance.
Source: FactSet

Price data

Ø price 5 days Ø volume 5 days (pcs.)	4.22 EUR (0)
Ø price 30 days Ø volume 30 days (pcs.)	4.47 EUR (0)
Ø price 100 days Ø volume 100 days (pcs.)	- EUR (-)
Ø price 250 days Ø volume 250 days (pcs.)	- EUR (-)
YTD High date	- EUR (-)
YTD Low date	- EUR (-)
52 Weeks High date	- EUR (-)
52 Weeks Low date	- EUR (-)

Arbitrage views

Exchange	Date	Time	Price	Trading volume (mio.)	Number of trades
Tradegate	2024/07/17	22:02	4.42 EUR	0.00	1
Stuttgart	2024/07/17	21:58	4.36 EUR	0.00	8
Nasdaq	2024/07/17	22:00	4.82 USD	1.77	2,657
Frankfurt	2024/07/17	15:29	4.32 EUR	0.00	5
Duesseldorf	2024/07/17	19:31	4.38 EUR	0.00	7
Berlin	2024/07/17	20:30	4.43 EUR	0.00	19

Company profile

Company Logo



Company Profile

Contact Details

CAPRICOR THERAPEUTICS

--

Suite 310, Sansome Street 115 94104 San Francisco, CA

Telefon: +1 (415) 875-7880

Fax: +1 (415) 875-7075

E-mail: info@nilethera.com