

AFC GAMMA INC COM USD0.01

ISIN: **US00109K1051** WKN: **00109K105**

Overview

2024/10/18 19:30:34

Price

9.40 EUR

Difference  -1.05% (-0.10)

General attributes

ISIN	US00109K1051
Symbol	AFCG
Exchange	Duesseldorf
Currency	EUR
Sector	-
Security type	Stock
Market cap (m)	198 EUR
Benchmark	S&P 500

Market data

Bid (Bid size)	-
Ask (Ask size)	-
Open	9.45 EUR
High	9.50 EUR
Low	9.40 EUR
Close (prev. day)	9.50 EUR
VWAP	-
Volume (pcs)	0
Trading volume	0.00
Number of trades	7
Last size	0

Futures and Options




Related Futures	-
Related Options	-

5Y



Information about previous performance does not guarantee future performance.
Source: FactSet

Recent research

on market			
Date		Headline	Download
2024/10/08		Global Strategy 4Q 2024	
2024/09/27		Global Equity Ratings	
2024/09/11		Global Equity Ratings	
2024/09/05		Global Equity Ratings	
2024/08/12		Global Equity Ratings	

Details

2024/10/18 19:30:34

Price

9.40 EUR

Difference ▼ -1.05% (-0.10)

General attributes

ISIN	US00109K1051
Symbol	AFCG
Exchange	Duesseldorf
Currency	EUR
Sector	-
Security type	Stock
Market cap (m)	198 EUR
Benchmark	S&P 500

Market data

Bid (Bid size)	-
Ask (Ask size)	-
Open	9.45 EUR
High	9.50 EUR
Low	9.40 EUR
Close (prev. day)	9.50 EUR
VWAP	-
Volume (pcs)	0
Trading volume	0.00
Number of trades	7
Last size	0

Performance and Risk

	6m	1Y	3Y
Perf (%)	+28.78%	-	-
Perf (abs.)	+2.10	-	-
Beta	0.70	0.82	0.77
Volatility	28.21	-	-

5Y



Information about previous performance does not guarantee future performance.
Source: FactSet

Price data

Ø price 5 days Ø volume 5 days (pcs.)	9.30 EUR (0)
Ø price 30 days Ø volume 30 days (pcs.)	9.17 EUR (0)
Ø price 100 days Ø volume 100 days (pcs.)	8.52 EUR (0)
Ø price 250 days Ø volume 250 days (pcs.)	- EUR (-)
YTD High date	- EUR (-)
YTD Low date	- EUR (-)
52 Weeks High date	- EUR (-)
52 Weeks Low date	- EUR (-)

Arbitrage views

Exchange	Date	Time	Price	Trading volume (mio.)	Number of trades
Tradegate	2024/10/18	22:27	9.55 EUR	0.01	1
Stuttgart	2024/10/18	21:31	9.50 EUR	0.00	4
Nasdaq	2024/10/18	22:00	10.38 USD	1.39	1,910
Munich	2024/10/18	08:01	9.55 EUR	0.00	2
Frankfurt	2024/10/18	08:03	9.50 EUR	0.00	2
Duesseldorf	2024/10/18	19:30	9.40 EUR	0.00	7

Company profile

Company Logo

Contact Details

AFC GAMMA INC

--

Telefon: -

Fax: -

E-mail: -

Company Profile

-