


# AMCOR PLC SHS CHESS DEPOSITORY INTERESTS (AMC) - AUX/CALL/0.01/

2024/08/07 09:29:13

**Price**  
15.74 AUD

**Difference**  0.61% (0.10)

**General attributes**

Symbol AMC25I180.01  
Exchange AUX  
Currency AUD  
Security type Option  
Underlying AMCOR PLC  
Type CALL  
Style European  
Strike price 0.01 AUD  
Maturity 2025/09/18  
Contract size 100  
Settlement date 2024/08/07  
Delivery date -

**Market data**

Bid (Bid size) -  
Ask (Ask size) -  
Open 15.74 AUD  
High 15.74 AUD  
Low 15.74 AUD  
Close (prev. day) 15.645 AUD  
Underlying Amcor  
Underlying price (date) 15.74 (24/08/07)  
Settlement price (date) 15.74 (24/08/07)  
Open Interest -

**Performance and Risk**

	6m	1Y	3Y
Perf (%)	-	-	-
Perf (abs.)	-	-	-
Beta	-	-	-
Volatility	-	-	-

**Futures and Options**

Related Futures -  
Related Options -











Information about previous performance does not guarantee future performance.  
Source: FactSet

**Price data**

Ø price 5 days   Ø volume 5 days (pcs.)	15.74 AUD (0)
Ø price 30 days   Ø volume 30 days (pcs.)	14.87 AUD (0)
Ø price 100 days   Ø volume 100 days (pcs.)	- AUD (-)
Ø price 250 days   Ø volume 250 days (pcs.)	- AUD (-)
YTD High   date	- AUD (-)
YTD Low   date	- AUD (-)
52 Weeks High   date	- AUD (-)
52 Weeks Low   date	- AUD (-)

**Recent research**

on sector		on market	
Date		Headline	Download
2024/07/24		Global Equity Ratings	
2024/07/12		Global Equity Ratings	
2024/06/21		Global Equity Ratings	
2024/06/14		Global Equity Ratings	
2024/05/29		Global Equity Ratings	