

SAP SE FUTURE (SAPJ) - EUX/202504

2024/09/13 18:35:40

Price
204.9758 EUR

Difference  0.73% (1.48)

General attributes

Symbol	SAPJJ25
Exchange	Eurex
Currency	EUR
Security type	Future
Underlying	SAP SE
Maturity	04-2025
Contract size	100

Market data

Bid (Bid size)	- EUR (-)
Ask (Ask size)	- EUR (-)
Open	204.9758 EUR
High	204.9758 EUR
Low	204.9758 EUR
Close (prev. day)	203.4916 EUR
Underlying	SAP SE
Underlying price (date)	200.65 (24/09/13)
Settlement price (date)	204.98 (24/09/13)
Open Interest	0

Performance and Risk

	6m	1Y	3Y
Perf (%)	-	-	-
Perf (abs.)	-	-	-
Beta	-	-	-
Volatility	-	-	-

Futures and Options

Related Futures	-
Related Options	-

5Y










Information about previous performance does not guarantee future performance.
Source: FactSet

Price data

Ø price 5 days Ø volume 5 days (pcs.)	198.1254 EUR (0)
Ø price 30 days Ø volume 30 days (pcs.)	197.9022 EUR (0)
Ø price 100 days Ø volume 100 days (pcs.)	189.5218 EUR (0)
Ø price 250 days Ø volume 250 days (pcs.)	- EUR (-)
YTD High date	- EUR (-)
YTD Low date	- EUR (-)
52 Weeks High date	- EUR (-)
52 Weeks Low date	- EUR (-)

Recent Research

on underlying	on sector	on market	
Date		Headline	Download
2024/09/11		Global Equity Ratings	
2024/09/05		Global Equity Ratings	
2024/08/12		Global Equity Ratings	
2024/07/24		Global Equity Ratings	
2024/07/12		Global Equity Ratings	