

COLRUTY GROUP FUTURE (EFCH) - EUX/202504

2024/06/14 18:38:46

Price
44.5053 EURDifference  -0.61% (-0.27)

General attributes

Symbol	EFCHJ25
Exchange	Eurex
Currency	EUR
Security type	Future
Underlying	COLRUYT GROUP N.V.
Maturity	04-2025
Contract size	100

Market data

Bid (Bid size)	- EUR (-)
Ask (Ask size)	- EUR (-)
Open	44.5053 EUR
High	44.5053 EUR
Low	44.5053 EUR
Close (prev. day)	44.78 EUR
Underlying	COLRUYT GROUP N.V.
Underlying price (date)	43.40 (24/06/17)
Settlement price (date)	44.51 (24/06/14)
Open Interest	0

Performance and Risk

	6m	1Y	3Y
Perf (%)	-	-	-
Perf (abs.)	-	-	-
Beta	-	-	-
Volatility	-	-	-

Futures and Options

Related Futures	-
Related Options	-

5Y












Information about previous performance does not guarantee future performance.
Source: FactSet

Price data

Ø price 5 days Ø volume 5 days (pcs.)	45.8954 EUR (0)
Ø price 30 days Ø volume 30 days (pcs.)	45.5256 EUR (0)
Ø price 100 days Ø volume 100 days (pcs.)	- EUR (-)
Ø price 250 days Ø volume 250 days (pcs.)	- EUR (-)
YTD High date	- EUR (-)
YTD Low date	- EUR (-)
52 Weeks High date	- EUR (-)
52 Weeks Low date	- EUR (-)

Recent Research

on sector		on market	
Date		Headline	Download
2024/06/14		Global Equity Ratings	
2024/05/29		Global Equity Ratings	
2024/04/26		Global Equity Ratings	
2024/04/03		Global Equity Ratings	
2024/03/13		Global Equity Ratings	