

# NOVARTIS AG FUTURE (NOVH) - EUX/202504

2024/08/15 18:48:24

Price  
**96.9185** CHF

Difference  0.53% (0.51)

### General attributes

Symbol	NOVHJ25
Exchange	Eurex
Currency	CHF
Security type	Future
Underlying	NOVARTIS AG
Maturity	04-2025
Contract size	100

### Market data

Bid (Bid size)	- CHF (-)
Ask (Ask size)	- CHF (-)
Open	96.9185 CHF
High	96.9185 CHF
Low	96.9185 CHF
Close (prev. day)	96.4054 CHF
Underlying	NOVARTIS AG
Underlying price (date)	99.29 (24/08/16)
Settlement price (date)	96.92 (24/08/15)
Open Interest	0

### Performance and Risk

	6m	1Y	3Y
Perf (%)	-	-	-
Perf (abs.)	-	-	-
Beta	-	-	-
Volatility	-	-	-

### Futures and Options

Related Futures	-
Related Options	-

5Y












Information about previous performance does not guarantee future performance.  
Source: FactSet

### Price data

Ø price 5 days   Ø volume 5 days (pcs.)	95.6444 CHF (0)
Ø price 30 days   Ø volume 30 days (pcs.)	95.4566 CHF (0)
Ø price 100 days   Ø volume 100 days (pcs.)	91.4480 CHF (0)
Ø price 250 days   Ø volume 250 days (pcs.)	- CHF (-)
YTD High   date	- CHF (-)
YTD Low   date	- CHF (-)
52 Weeks High   date	- CHF (-)
52 Weeks Low   date	- CHF (-)

### Recent Research

on underlying	on sector	on market	
Date		Headline	Download
2024/08/12		Global Equity Ratings	
2024/07/24		Global Equity Ratings	
2024/07/12		Global Equity Ratings	
2024/06/21		Global Equity Ratings	
2024/06/14		Global Equity Ratings	