

CIE FINANCIÈRE RICHEMONT AG FUTURE (CFRL) - EUX/202504

2024/07/10 18:33:56

Price
138.5303 CHF

Difference  0.92% (1.26)

General attributes

Symbol	CFRLJ25
Exchange	Eurex
Currency	CHF
Security type	Future
Underlying	COMPAGNIE FINANCIERE RICHEMONT SA
Maturity	04-2025
Contract size	100

Market data

Bid (Bid size)	- CHF (-)
Ask (Ask size)	- CHF (-)
Open	138.5303 CHF
High	138.5303 CHF
Low	138.5303 CHF
Close (prev. day)	137.273 CHF
Underlying	COMPAGNIE FINANCIERE RICHEMONT SA
Underlying price (date)	140.75 (24/07/11)
Settlement price (date)	138.53 (24/07/10)
Open Interest	0

Performance and Risk

	6m	1Y	3Y
Perf (%)	-	-	-
Perf (abs.)	-	-	-
Beta	-	-	-
Volatility	-	-	-

Futures and Options

Related Futures	-
Related Options	-










Information about previous performance does not guarantee future performance.
Source: FactSet

Price data

Ø price 5 days Ø volume 5 days (pcs.)	138.4050 CHF (0)
Ø price 30 days Ø volume 30 days (pcs.)	142.2133 CHF (0)
Ø price 100 days Ø volume 100 days (pcs.)	- CHF (-)
Ø price 250 days Ø volume 250 days (pcs.)	- CHF (-)
YTD High date	- CHF (-)
YTD Low date	- CHF (-)
52 Weeks High date	- CHF (-)
52 Weeks Low date	- CHF (-)

Recent Research

on underlying	on sector	on market	
Date		Headline	Download
2024/06/21		Global Equity Ratings	
2024/06/14		Global Equity Ratings	
2024/05/29		Global Equity Ratings	
2024/04/26		Global Equity Ratings	
2024/04/03		Global Equity Ratings	