

# RIO TINTO PLC FUTURE (RIOJ) - EUX/202504

2024/04/29 18:33:25

Price  
**5,400.1346** GBP

Difference  0.02% (0.87)

### General attributes

|               |                       |
|---------------|-----------------------|
| Symbol        | RIOJJ25               |
| Exchange      | Eurex                 |
| Currency      | GBP                   |
| Security type | Future                |
| Underlying    | RIO TINTO ORD GBP0.10 |
| Maturity      | 04-2025               |
| Contract size | 1,000                 |

### Market data

|                         |                       |
|-------------------------|-----------------------|
| Bid (Bid size)          | - GBP (-)             |
| Ask (Ask size)          | - GBP (-)             |
| Open                    | 5,400.1346 GBP        |
| High                    | 5,400.1346 GBP        |
| Low                     | 5,400.1346 GBP        |
| Close (prev. day)       | 5,399.2623 GBP        |
| Underlying              | RIO TINTO ORD GBP0.10 |
| Underlying price (date) | 5,457.00 (24/04/29)   |
| Settlement price (date) | 5,400.13 (24/04/29)   |
| Open Interest           | 0                     |

### Performance and Risk

|             | 6m | 1Y | 3Y |
|-------------|----|----|----|
| Perf (%)    | -  | -  | -  |
| Perf (abs.) | -  | -  | -  |
| Beta        | -  | -  | -  |
| Volatility  | -  | -  | -  |

### Futures and Options

|                 |   |
|-----------------|---|
| Related Futures | - |
| Related Options | - |

5Y













Information about previous performance does not guarantee future performance.  
Source: FactSet

### Price data

|   |                    |
|---|--------------------|
| Ø price 5 days   Ø volume 5 days (pcs.)     | 5,339.9697 GBP (0) |
| Ø price 30 days   Ø volume 30 days (pcs.)   | - GBP (-)          |
| Ø price 100 days   Ø volume 100 days (pcs.) | - GBP (-)          |
| Ø price 250 days   Ø volume 250 days (pcs.) | - GBP (-)          |
| YTD High   date                             | - GBP (-)          |
| YTD Low   date                              | - GBP (-)          |
| 52 Weeks High   date                        | - GBP (-)          |
| 52 Weeks Low   date                         | - GBP (-)          |

### Recent Research

| on underlying |   | on sector             |   |
|---------------|---|-----------------------|---|
| Date          |   | Headline              | Download  |
| 2024/04/26    |  | Global Equity Ratings |  |
| 2024/04/03    |  | Global Equity Ratings |  |
| 2024/03/13    |  | Global Equity Ratings |  |
| 2024/02/22    |  | Global Equity Ratings |  |
| 2024/02/14    |  | Global Equity Ratings |  |