


# BEST BUY CO. INC. FUTURE (BBYF) - EUX/202504

2024/05/17 19:04:45

**Price**  
72.8985 USD

**Difference**  -1.97% (-1.46)

**General attributes**

Symbol BBYFJ25  
Exchange Eurex  
Currency USD  
Security type Future  
Underlying BEST BUY CORP INC.  
Maturity 04-2025  
Contract size 100

**Market data**

Bid (Bid size) - USD (-)  
Ask (Ask size) - USD (-)  
Open 72.8985 USD  
High 72.8985 USD  
Low 72.8985 USD  
Close (prev. day) 74.3628 USD  
Underlying BEST BUY CORP INC.  
Underlying price (date) 73.35 (24/05/17)  
Settlement price (date) 72.90 (24/05/17)  
Open Interest 0

**Performance and Risk**

	6m	1Y	3Y
Perf (%)	-	-	-
Perf (abs.)	-	-	-
Beta	-	-	-
Volatility	-	-	-

**Futures and Options**

Related Futures -  
Related Options -





Information about previous performance does not guarantee future performance.  
Source: FactSet

**Price data**

Ø price 5 days | Ø volume 5 days (pcs.) 74.3464 USD (0)  
Ø price 30 days | Ø volume 30 days (pcs.) 76.1366 USD (0)  
Ø price 100 days | Ø volume 100 days (pcs.) - USD (-)  
Ø price 250 days | Ø volume 250 days (pcs.) - USD (-)  
YTD High | date - USD (-)  
YTD Low | date - USD (-)  
52 Weeks High | date - USD (-)  
52 Weeks Low | date - USD (-)

**Recent Research**

on sector		on market	
Date		Headline	Download
2024/04/26		Global Equity Ratings	
2024/04/03		Global Equity Ratings	
2024/03/13		Global Equity Ratings	
2024/02/22		Global Equity Ratings	
2024/02/14		Global Equity Ratings	