

# FORTIS INC. FUTURE (FTSF) - EUX/202504

2024/09/03 18:38:16

Price  
**45.2327** USD

Difference  1.05% (0.47)

### General attributes

Symbol	FTSFJ25
Exchange	Eurex
Currency	USD
Security type	Future
Underlying	FORTIS INC.
Maturity	04-2025
Contract size	100

### Market data

Bid (Bid size)	- USD (-)
Ask (Ask size)	- USD (-)
Open	45.2327 USD
High	45.2327 USD
Low	45.2327 USD
Close (prev. day)	44.7609 USD
Underlying	FORTIS INC.
Underlying price (date)	60.39 (24/09/03)
Settlement price (date)	45.23 (24/09/03)
Open Interest	0

### Performance and Risk

	6m	1Y	3Y
Perf (%)	-	-	-
Perf (abs.)	-	-	-
Beta	-	-	-
Volatility	-	-	-

### Futures and Options

Related Futures	-
Related Options	-

5Y










Information about previous performance does not guarantee future performance.  
Source: FactSet

### Price data

Ø price 5 days   Ø volume 5 days (pcs.)	44.8148 USD (0)
Ø price 30 days   Ø volume 30 days (pcs.)	43.6186 USD (0)
Ø price 100 days   Ø volume 100 days (pcs.)	41.3954 USD (0)
Ø price 250 days   Ø volume 250 days (pcs.)	- USD (-)
YTD High   date	- USD (-)
YTD Low   date	- USD (-)
52 Weeks High   date	- USD (-)
52 Weeks Low   date	- USD (-)

### Recent Research

on sector			
Date		Headline	Download
2024/08/12		Global Equity Ratings	
2024/07/24		Global Equity Ratings	
2024/07/12		Global Equity Ratings	
2024/06/21		Global Equity Ratings	
2024/06/14		Global Equity Ratings	