

RWE AG FUTURE (RWEH) - EUX/202504

2024/05/29 18:45:45

Price
35.3536 EUR

Difference  -2.27% (-0.82)

General attributes

Symbol	RWEHJ25
Exchange	Eurex
Currency	EUR
Security type	Future
Underlying	RWE AG
Maturity	04-2025
Contract size	100

Market data

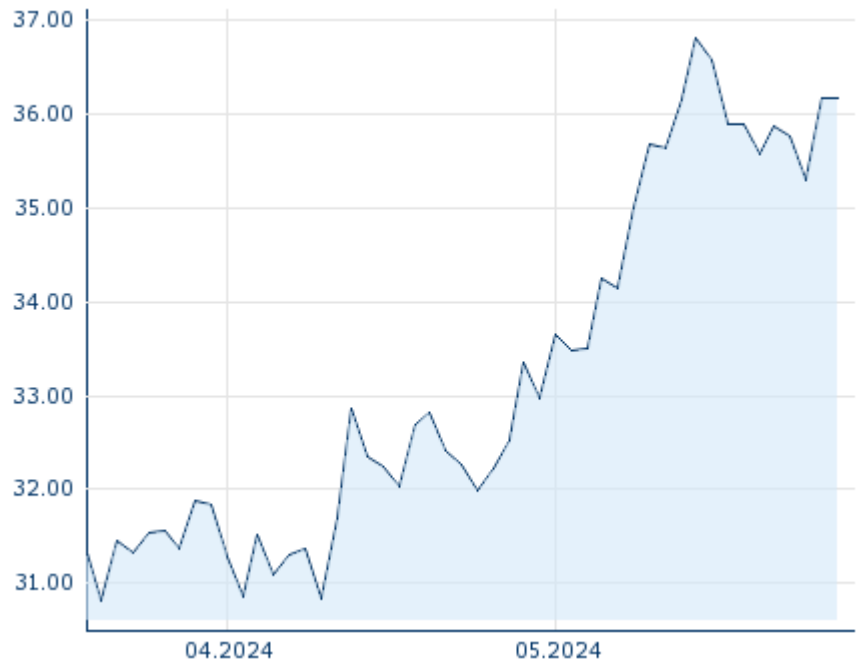
Bid (Bid size)	- EUR (-)
Ask (Ask size)	- EUR (-)
Open	35.3536 EUR
High	35.3536 EUR
Low	35.3536 EUR
Close (prev. day)	36.1757 EUR
Underlying	RWE AG
Underlying price (date)	34.23 (24/05/29)
Settlement price (date)	35.35 (24/05/29)
Open Interest	0

Performance and Risk

	6m	1Y	3Y
Perf (%)	-	-	-
Perf (abs.)	-	-	-
Beta	-	-	-
Volatility	-	-	-

Futures and Options

Related Futures	-
Related Options	-












5Y

Information about previous performance does not guarantee future performance.
Source: FactSet

Price data

Ø price 5 days Ø volume 5 days (pcs.)	35.8568 EUR (0)
Ø price 30 days Ø volume 30 days (pcs.)	34.3048 EUR (0)
Ø price 100 days Ø volume 100 days (pcs.)	- EUR (-)
Ø price 250 days Ø volume 250 days (pcs.)	- EUR (-)
YTD High date	- EUR (-)
YTD Low date	- EUR (-)
52 Weeks High date	- EUR (-)
52 Weeks Low date	- EUR (-)

Recent Research

on underlying	on sector	on market	
Date		Headline	Download
2024/05/29		Global Equity Ratings	
2024/04/26		Global Equity Ratings	
2024/04/03		Global Equity Ratings	
2024/03/13		Global Equity Ratings	
2024/02/22		Global Equity Ratings	