

SIKA AG FUTURE (SIKH) - EUX/202504

2024/09/13 18:35:44

Price
268.3481 CHFDifference  0.90% (2.39)

General attributes

Symbol	SIKHJ25
Exchange	Eurex
Currency	CHF
Security type	Future
Underlying	SIKA AG
Maturity	04-2025
Contract size	100

Market data

Bid (Bid size)	- CHF (-)
Ask (Ask size)	- CHF (-)
Open	268.3481 CHF
High	268.3481 CHF
Low	268.3481 CHF
Close (prev. day)	265.9603 CHF
Underlying	SIKA AG
Underlying price (date)	267.00 (24/09/13)
Settlement price (date)	268.35 (24/09/13)
Open Interest	0

Performance and Risk

	6m	1Y	3Y
Perf (%)	-	-	-
Perf (abs.)	-	-	-
Beta	-	-	-
Volatility	-	-	-

Futures and Options

Related Futures	-
Related Options	-












Information about previous performance does not guarantee future performance.
Source: FactSet

Price data

Ø price 5 days Ø volume 5 days (pcs.)	265.3176 CHF (0)
Ø price 30 days Ø volume 30 days (pcs.)	261.2449 CHF (0)
Ø price 100 days Ø volume 100 days (pcs.)	267.2161 CHF (0)
Ø price 250 days Ø volume 250 days (pcs.)	- CHF (-)
YTD High date	- CHF (-)
YTD Low date	- CHF (-)
52 Weeks High date	- CHF (-)
52 Weeks Low date	- CHF (-)

Recent Research

on underlying	on sector	on market		
Date			Headline	Download
2022/12/19			Global Equity Ratings	
2022/11/28			Global Equity Ratings	
2022/11/18			Global Equity Ratings	
2022/10/31			Global Equity Ratings	
2022/10/05			Global Equity Ratings	